

# Product Datasheet

## UbcH7/UBE2L3 Antibody - BSA Free NBP2-20786

Unit Size: 0.1 ml

Aliquot and store at -20C or -80C. Avoid freeze-thaw cycles.

[www.novusbio.com](http://www.novusbio.com)



[technical@novusbio.com](mailto:technical@novusbio.com)

Reviews: 1

Protocols, Publications, Related Products, Reviews, Research Tools and Images at:  
[www.novusbio.com/NBP2-20786](http://www.novusbio.com/NBP2-20786)

Updated 2/23/2025 v.20.1

Earn rewards for product  
reviews and publications.

Submit a publication at [www.novusbio.com/publications](http://www.novusbio.com/publications)

Submit a review at [www.novusbio.com/reviews/destination/NBP2-20786](http://www.novusbio.com/reviews/destination/NBP2-20786)



**NBP2-20786**

UbchH7/UBE2L3 Antibody - BSA Free

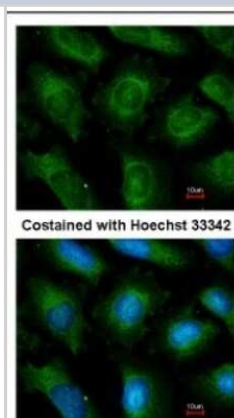
Product Information	
Unit Size	0.1 ml
Concentration	Concentrations vary lot to lot. See vial label for concentration. If unlisted please contact technical services.
Storage	Aliquot and store at -20C or -80C. Avoid freeze-thaw cycles.
Clonality	Polyclonal
Preservative	0.01% Thimerosal
Isotype	IgG
Purity	Antigen Affinity-purified
Buffer	0.1M Tris (pH 7), 0.1M Glycine, 20% Glycerol
Target Molecular Weight	18 kDa

Product Description	
Host	Rabbit
Gene ID	7332
Gene Symbol	UBE2L3
Species	Human, Mouse
Immunogen	Recombinant protein encompassing a sequence within the center region of human UbchH7/UBE2L3. The exact sequence is proprietary.

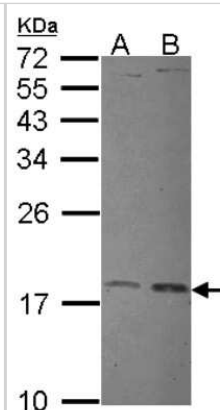
Product Application Details	
Applications	Western Blot, Immunocytochemistry/ Immunofluorescence
Recommended Dilutions	Western Blot 1:500-1:3000, Immunocytochemistry/ Immunofluorescence 1:100-1:1000

**Images**

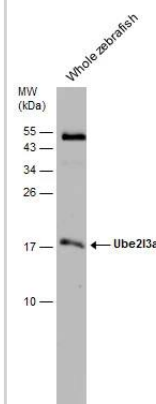
Immunocytochemistry/Immunofluorescence: Ube2L3 Antibody [NBP2-20786] - Immunofluorescence analysis of methanol-fixed HeLa, using antibody at 1:200 dilution.




Western Blot: Ube2L3 Antibody [NBP2-20786] - Sample (30 ug of whole cell lysate) A: JurKat B: Hela 12% SDS PAGE gel, diluted at 1:1000.



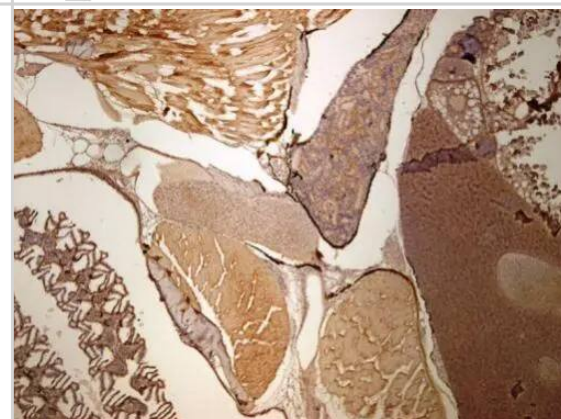
Western Blot: UbchH7/UBE2L3 Antibody [NBP2-20786] - Whole zebrafish extract (30 ug) was separated by 15% SDS-PAGE, and the membrane was blotted with UbchH7/UBE2L3 antibody [N1C3] (NBP2-20786) diluted at 1:1000.



Western Blot: UbchH7/UBE2L3 Antibody [NBP2-20786] - Mouse tissue extract (50 ug) was separated by 15% SDS-PAGE, and the membrane was blotted with UbchH7/UBE2L3 antibody [N1C3] (NBP2-20786) diluted at 1:1000.



Immunohistochemistry: UbchH7/UBE2L3 Antibody [NBP2-20786] - Immunohistochemical analysis of paraffin-embedded zebrafish tissue, using UbchH7/UBE2L3 antibody [N1C3] (NBP2-20786) at 1:300 dilution.





### **Novus Biologicals USA**

10730 E. Briarwood Avenue  
Centennial, CO 80112  
USA  
Phone: 303.730.1950  
Toll Free: 1.888.506.6887  
Fax: 303.730.1966  
nb-customerservice@bio-techne.com

### **Bio-Techne Canada**

21 Canmotor Ave  
Toronto, ON M8Z 4E6  
Canada  
Phone: 905.827.6400  
Toll Free: 855.668.8722  
Fax: 905.827.6402  
canada.inquires@bio-techne.com

### **Bio-Techne Ltd**

19 Barton Lane  
Abingdon Science Park  
Abingdon, OX14 3NB, United Kingdom  
Phone: (44) (0) 1235 529449  
Free Phone: 0800 37 34 15  
Fax: (44) (0) 1235 533420  
info.EMEA@bio-techne.com

### **General Contact Information**

[www.novusbio.com](http://www.novusbio.com)  
Technical Support: nb-technical@bio-techne.com  
Orders: nb-customerservice@bio-techne.com  
General: novus@novusbio.com

### **Products Related to NBP2-20786**

---

HAF008	Goat anti-Rabbit IgG Secondary Antibody [HRP]
NB7160	Goat anti-Rabbit IgG (H+L) Secondary Antibody [HRP]
NBP2-24891	Rabbit IgG Isotype Control
NBP2-35110-10ug	Recombinant Human UbchH7/UBE2L3 His (N-Term) Protein

---

### **Limitations**

This product is for research use only and is not approved for use in humans or in clinical diagnosis. Primary Antibodies are guaranteed for 1 year from date of receipt.

For more information on our 100% guarantee, please visit [www.novusbio.com/guarantee](http://www.novusbio.com/guarantee)

Earn gift cards/discounts by submitting a review: [www.novusbio.com/reviews/submit/NBP2-20786](http://www.novusbio.com/reviews/submit/NBP2-20786)

Earn gift cards/discounts by submitting a publication using this product:  
[www.novusbio.com/publications](http://www.novusbio.com/publications)

