

Product Datasheet

Tubulin alpha-1B Antibody

NBP2-20761

Unit Size: 0.1 ml

Aliquot and store at -20C or -80C. Avoid freeze-thaw cycles.

www.novusbio.com



technical@novusbio.com

Protocols, Publications, Related Products, Reviews, Research Tools and Images at:
www.novusbio.com/NBP2-20761

Updated 9/25/2025 v.20.1

Earn rewards for product
reviews and publications.

Submit a publication at www.novusbio.com/publications

Submit a review at www.novusbio.com/reviews/destination/NBP2-20761



NBP2-20761

Tubulin alpha-1B Antibody

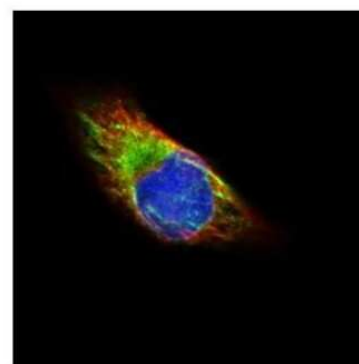
Product Information	
Unit Size	0.1 ml
Concentration	Concentrations vary lot to lot. See vial label for concentration. If unlisted please contact technical services.
Storage	Aliquot and store at -20C or -80C. Avoid freeze-thaw cycles.
Clonality	Polyclonal
Preservative	0.01% Thimerosal
Isotype	IgG
Purity	Antigen Affinity-purified
Buffer	PBS, 1% BSA, 20% Glycerol
Target Molecular Weight	50 kDa

Product Description	
Description	Novus Biologicals Rabbit Tubulin alpha-1B Antibody (NBP2-20761) is a polyclonal antibody validated for use in IHC, WB and ICC/IF. All Novus Biologicals antibodies are covered by our 100% guarantee.
Host	Rabbit
Gene ID	10376
Gene Symbol	TUBA1B
Species	Human
Marker	Microtubule Marker
Immunogen	Recombinant protein encompassing a sequence within the center region of human Tubulin alpha-1B. The exact sequence is proprietary.

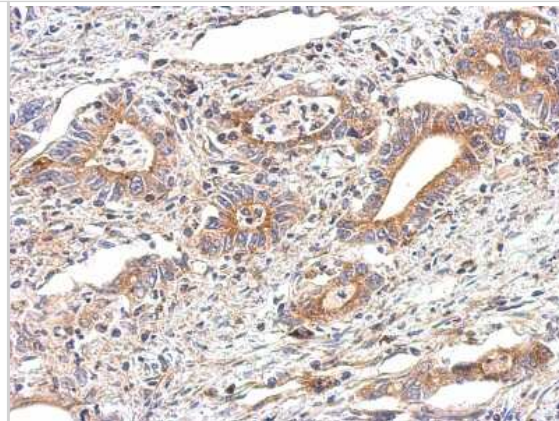
Product Application Details	
Applications	Western Blot, Immunohistochemistry-Paraffin, Immunocytochemistry/Immunofluorescence, Immunohistochemistry
Recommended Dilutions	Western Blot 1:500-1:3000, Immunohistochemistry 10 - 1:500, Immunocytochemistry/ Immunofluorescence 1:100-1:1000, Immunohistochemistry-Paraffin 1:100-1:1000

Images

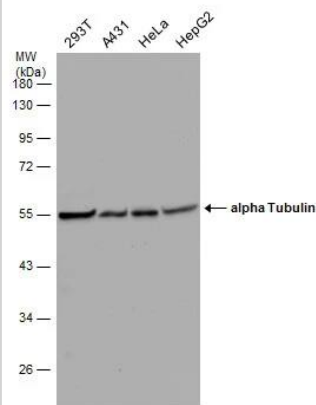
Immunocytochemistry/Immunofluorescence: Tubulin alpha-1B Antibody [NBP2-20761] - Confocal immunofluorescence analysis of methanol-fixed HeLa, using alpha Tubulin antibody (Green) at 1:500 dilution. Alpha-tubulin filaments are labeled with Alpha-tubulin antibody (Red) at 1:2500.



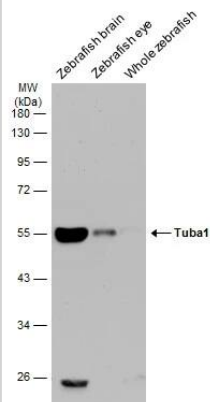
Immunohistochemistry-Paraffin: Tubulin alpha-1B Antibody [NBP2-20761] - Immunohistochemical analysis of paraffin-embedded Colon ca, using antibody at 1:500 dilution.



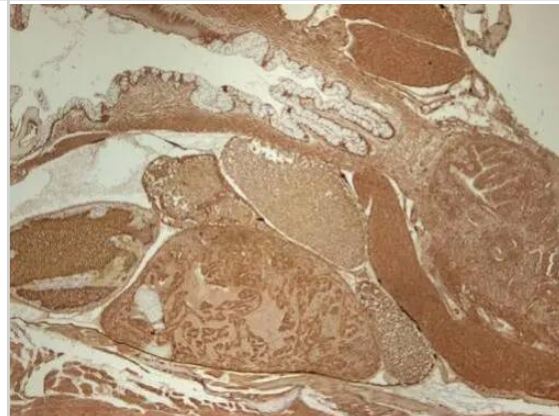
Western Blot: Tubulin alpha-1B Antibody [NBP2-20761] - Various whole cell extracts (30 ug) were separated by 10% SDS-PAGE, and the membrane was blotted with Tubulin alpha-1B antibody (NBP2-20761) diluted at 1:1000.



Western Blot: Tubulin alpha-1B Antibody [NBP2-20761] - Various tissue extracts (30 ug) were separated by 10% SDS-PAGE, and the membrane was blotted with Tubulin alpha-1B antibody (NBP2-20761) diluted at 1:1000. The HRP-conjugated anti-rabbit IgG antibody was used to detect the primary antibody.



Immunohistochemistry: Tubulin alpha-1B Antibody [NBP2-20761] - Immunohistochemical analysis of paraffin-embedded zebrafish tissue, using Tubulin alpha-1B antibody (NBP2-20761) at 1:300 dilution.





Novus Biologicals USA

10730 E. Briarwood Avenue
Centennial, CO 80112
USA
Phone: 303.730.1950
Toll Free: 1.888.506.6887
Fax: 303.730.1966
nb-customerservice@bio-techne.com

Bio-Techne Canada

21 Canmotor Ave
Toronto, ON M8Z 4E6
Canada
Phone: 905.827.6400
Toll Free: 855.668.8722
Fax: 905.827.6402
canada.inquires@bio-techne.com

Bio-Techne Ltd

19 Barton Lane
Abingdon Science Park
Abingdon, OX14 3NB, United Kingdom
Phone: (44) (0) 1235 529449
Free Phone: 0800 37 34 15
Fax: (44) (0) 1235 533420
info.EMEA@bio-techne.com

General Contact Information

www.novusbio.com
Technical Support: nb-technical@bio-techne.com
Orders: nb-customerservice@bio-techne.com
General: novus@novusbio.com

Products Related to NBP2-20761

NBP2-33376H	Blue Marker Antibody (6F4-F6) [HRP]
HAF008	Goat anti-Rabbit IgG Secondary Antibody [HRP]
NB7160	Goat anti-Rabbit IgG (H+L) Secondary Antibody [HRP]
NBP2-24891	Rabbit IgG Isotype Control

Limitations

This product is for research use only and is not approved for use in humans or in clinical diagnosis. Primary Antibodies are guaranteed for 1 year from date of receipt.

For more information on our 100% guarantee, please visit www.novusbio.com/guarantee

Earn gift cards/discounts by submitting a review: www.novusbio.com/reviews/submit/NBP2-20761

Earn gift cards/discounts by submitting a publication using this product:
www.novusbio.com/publications

