

# Product Datasheet

## Tryptophanyl tRNA synthetase Antibody NBP2-20743

Unit Size: 0.1 ml

Aliquot and store at -20C or -80C. Avoid freeze-thaw cycles.

[www.novusbio.com](http://www.novusbio.com)



[technical@novusbio.com](mailto:technical@novusbio.com)

Protocols, Publications, Related Products, Reviews, Research Tools and Images at:  
[www.novusbio.com/NBP2-20743](http://www.novusbio.com/NBP2-20743)

Updated 9/25/2025 v.20.1

Earn rewards for product  
reviews and publications.

Submit a publication at [www.novusbio.com/publications](http://www.novusbio.com/publications)

Submit a review at [www.novusbio.com/reviews/destination/NBP2-20743](http://www.novusbio.com/reviews/destination/NBP2-20743)



**NBP2-20743**

## Tryptophanyl tRNA synthetase Antibody

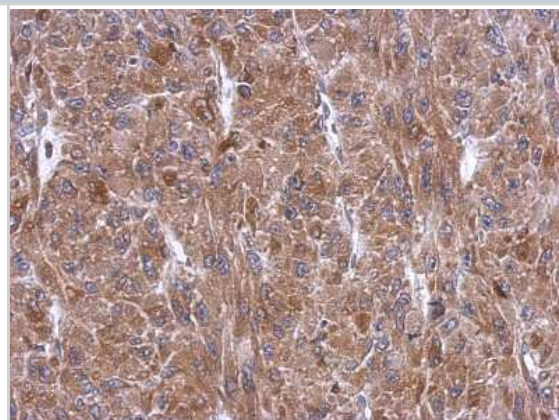
Product Information	
Unit Size	0.1 ml
Concentration	Concentrations vary lot to lot. See vial label for concentration. If unlisted please contact technical services.
Storage	Aliquot and store at -20C or -80C. Avoid freeze-thaw cycles.
Clonality	Polyclonal
Preservative	0.025% Proclin 300
Isotype	IgG
Purity	Antigen Affinity-purified
Buffer	PBS, 1% BSA, 20% Glycerol
Target Molecular Weight	53 kDa

Product Description	
Description	Novus Biologicals Rabbit Tryptophanyl tRNA synthetase Antibody (NBP2-20743) is a polyclonal antibody validated for use in IHC and WB. All Novus Biologicals antibodies are covered by our 100% guarantee.
Host	Rabbit
Gene ID	7453
Gene Symbol	WARS1
Species	Human, Mouse, Rat
Reactivity Notes	Chimpanzee (100%), Zebrafish (87%), Xenopus laevis (88%).
Immunogen	Recombinant protein encompassing a sequence within the center region of human Tryptophanyl tRNA synthetase. The exact sequence is proprietary.

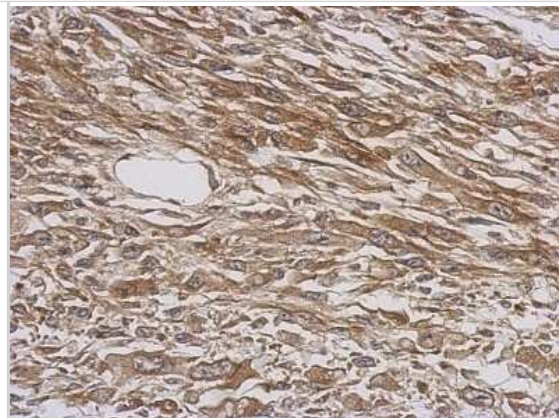
Product Application Details	
Applications	Western Blot, Immunohistochemistry-Paraffin, Immunohistochemistry
Recommended Dilutions	Western Blot 1:5000-1:20000, Immunohistochemistry 1:100-1:1000, Immunohistochemistry-Paraffin 1:100-1:1000

**Images**

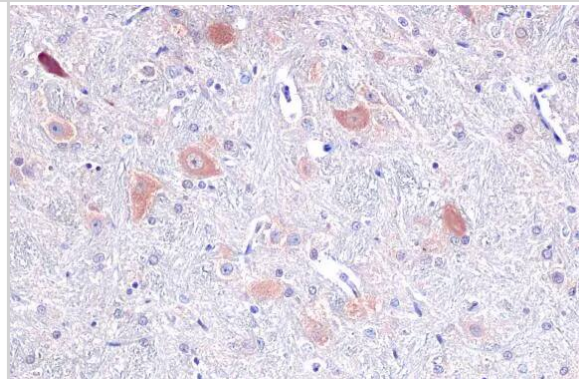
Immunohistochemistry-Paraffin: Tryptophanyl tRNA synthetase Antibody [NBP2-20743] - Immunohistochemical analysis of paraffin-embedded U87 xenograft, using antibody at 1:500 dilution.



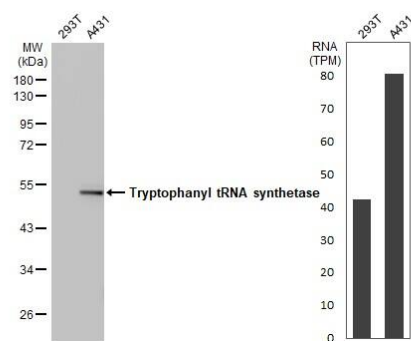
Immunohistochemistry-Paraffin: Tryptophanyl tRNA synthetase Antibody [NBP2-20743] - Immunohistochemical analysis of paraffin-embedded C2C12 xenograft, using antibody at 1:500 dilution.



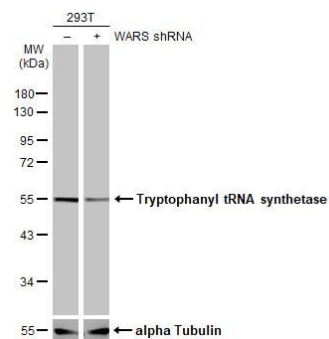
Immunohistochemistry-Paraffin: Tryptophanyl tRNA synthetase Antibody [NBP2-20743] - Tryptophanyl tRNA synthetase antibody detects Tryptophanyl tRNA synthetase protein at cytoplasm by immunohistochemical analysis. Sample: Paraffin-embedded rat brain. Tryptophanyl tRNA synthetase stained by Tryptophanyl tRNA synthetase antibody (NBP2-20743) diluted at 1:85. Antigen Retrieval: Citrate buffer, pH 6.0, 15 min



Western Blot: Tryptophanyl tRNA synthetase Antibody [NBP2-20743] - Various whole cell extracts (30 ug) were separated by 10% SDS-PAGE, and the membrane was blotted with Tryptophanyl tRNA synthetase antibody diluted at 1:10000. The HRP-conjugated anti-rabbit IgG antibody was used to detect the primary antibody. Corresponding RNA expression data for the same cell lines are based on Human Protein Atlas program.



Western Blot: Tryptophanyl tRNA synthetase Antibody [NBP2-20743] - Non-transfected (-) and transfected (+) 293T whole cell extracts (30 ug) were separated by 10% SDS-PAGE, and the membrane was blotted with Tryptophanyl tRNA synthetase antibody diluted at 1:10000. The HRP-conjugated anti-rabbit IgG antibody was used to detect the primary antibody, and the signal was developed with Trident ECL plus-Enhanced.





### **Novus Biologicals USA**

10730 E. Briarwood Avenue  
Centennial, CO 80112  
USA  
Phone: 303.730.1950  
Toll Free: 1.888.506.6887  
Fax: 303.730.1966  
nb-customerservice@bio-techne.com

### **Bio-Techne Canada**

21 Canmotor Ave  
Toronto, ON M8Z 4E6  
Canada  
Phone: 905.827.6400  
Toll Free: 855.668.8722  
Fax: 905.827.6402  
canada.inquires@bio-techne.com

### **Bio-Techne Ltd**

19 Barton Lane  
Abingdon Science Park  
Abingdon, OX14 3NB, United Kingdom  
Phone: (44) (0) 1235 529449  
Free Phone: 0800 37 34 15  
Fax: (44) (0) 1235 533420  
info.EMEA@bio-techne.com

### **General Contact Information**

www.novusbio.com  
Technical Support: nb-technical@bio-techne.com  
Orders: nb-customerservice@bio-techne.com  
General: novus@novusbio.com

### **Products Related to NBP2-20743**

---

NBP2-33376H	Blue Marker Antibody (6F4-F6) [HRP]
HAF008	Goat anti-Rabbit IgG Secondary Antibody [HRP]
NB7160	Goat anti-Rabbit IgG (H+L) Secondary Antibody [HRP]
NBP2-24891	Rabbit IgG Isotype Control

---

### **Limitations**

This product is for research use only and is not approved for use in humans or in clinical diagnosis. Primary Antibodies are guaranteed for 1 year from date of receipt.

For more information on our 100% guarantee, please visit [www.novusbio.com/guarantee](http://www.novusbio.com/guarantee)

Earn gift cards/discounts by submitting a review: [www.novusbio.com/reviews/submit/NBP2-20743](http://www.novusbio.com/reviews/submit/NBP2-20743)

Earn gift cards/discounts by submitting a publication using this product:  
[www.novusbio.com/publications](http://www.novusbio.com/publications)

