

Product Datasheet

Airway Trypsin-like Protease/HAT/TMPRSS11D Antibody - BSA Free NBP2-20668

Unit Size: 0.1 ml

Aliquot and store at -20C or -80C. Avoid freeze-thaw cycles.

www.novusbio.com



technical@novusbio.com

Protocols, Publications, Related Products, Reviews, Research Tools and Images at:
www.novusbio.com/NBP2-20668

Updated 2/23/2025 v.20.1

Earn rewards for product
reviews and publications.

Submit a publication at www.novusbio.com/publications

Submit a review at www.novusbio.com/reviews/destination/NBP2-20668



NBP2-20668

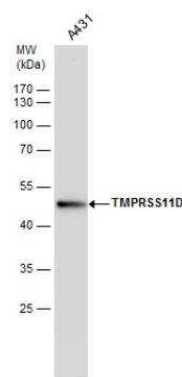
Airway Trypsin-like Protease/HAT/TMPRSS11D Antibody - BSA Free

Product Information	
Unit Size	0.1 ml
Concentration	Concentrations vary lot to lot. See vial label for concentration. If unlisted please contact technical services.
Storage	Aliquot and store at -20C or -80C. Avoid freeze-thaw cycles.
Clonality	Polyclonal
Preservative	0.01% Thimerosal
Isotype	IgG
Purity	Antigen Affinity-purified
Buffer	0.1M Tris (pH 7), 0.1M Glycine, 20% Glycerol
Target Molecular Weight	46 kDa
Product Description	
Host	Rabbit
Gene ID	9407
Gene Symbol	TMPRSS11D
Species	Human
Immunogen	Recombinant protein encompassing a sequence within the center region of human Airway Trypsin-like Protease/HAT/TMPRSS11D. The exact sequence is proprietary.
Product Application Details	
Applications	Western Blot, Immunocytochemistry/ Immunofluorescence, Immunohistochemistry, Immunohistochemistry-Paraffin
Recommended Dilutions	Western Blot 1:500-1:3000, Immunohistochemistry 1:100-1:1000, Immunocytochemistry/ Immunofluorescence 1:100-1:1000, Immunohistochemistry-Paraffin 1:100-1:1000

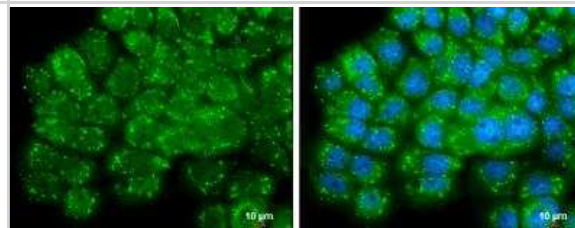


Images

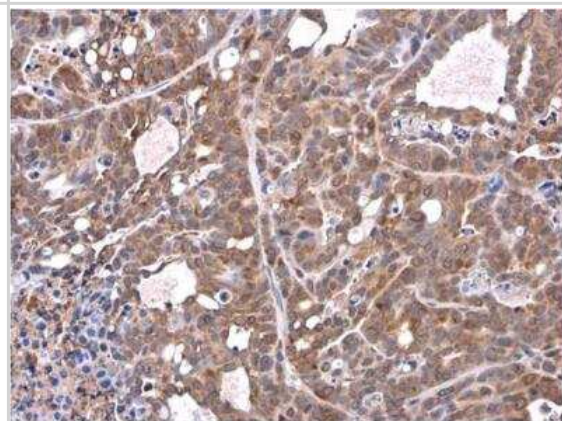
Western Blot: Airway Trypsin-like Protease/HAT/TMPRSS11D Antibody [NBP2-20668] - Whole cell extracts (30 ug) was separated by 10% SDS-PAGE, and the membrane was blotted with TMPRSS11D antibody diluted by 1:500.



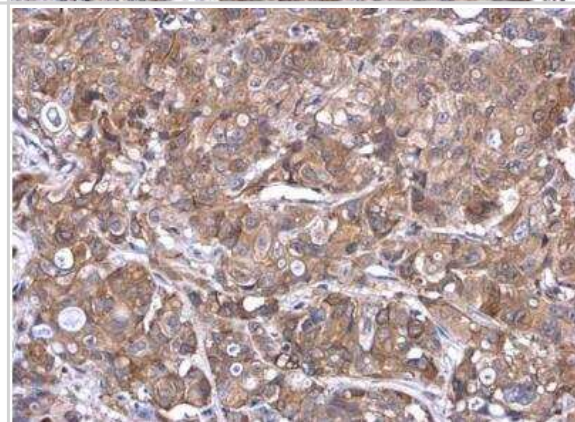
Immunocytochemistry/Immunofluorescence: Airway Trypsin-like Protease/HAT/TMPRSS11D Antibody [NBP2-20668] - : A431 cells were fixed in 4% paraformaldehyde at RT for 15 min. Green: TMPRSS11D protein stained by TMPRSS11D antibody diluted at 1:500. Blue: Hoechst 33342 staining. Scale bar = 10 um.



Immunohistochemistry-Paraffin: Airway Trypsin-like Protease/HAT/TMPRSS11D Antibody [NBP2-20668] - Paraffin-embedded NCI-H1299 xenograft. TMPRSS11D antibody diluted at 1:500.



Immunohistochemistry-Paraffin: Airway Trypsin-like Protease/HAT/TMPRSS11D Antibody [NBP2-20668] - Paraffin-embedded MCF7 xenograft. TMPRSS11D antibody diluted at 1:500.





Novus Biologicals USA

10730 E. Briarwood Avenue
Centennial, CO 80112
USA
Phone: 303.730.1950
Toll Free: 1.888.506.6887
Fax: 303.730.1966
nb-customerservice@bio-techne.com

Bio-Techne Canada

21 Canmotor Ave
Toronto, ON M8Z 4E6
Canada
Phone: 905.827.6400
Toll Free: 855.668.8722
Fax: 905.827.6402
canada.inquires@bio-techne.com

Bio-Techne Ltd

19 Barton Lane
Abingdon Science Park
Abingdon, OX14 3NB, United Kingdom
Phone: (44) (0) 1235 529449
Free Phone: 0800 37 34 15
Fax: (44) (0) 1235 533420
info.EMEA@bio-techne.com

General Contact Information

www.novusbio.com
Technical Support: nb-technical@bio-techne.com
Orders: nb-customerservice@bio-techne.com
General: novus@novusbio.com

Products Related to NBP2-20668

HAF008	Goat anti-Rabbit IgG Secondary Antibody [HRP]
NB7160	Goat anti-Rabbit IgG (H+L) Secondary Antibody [HRP]
NBP2-24891	Rabbit IgG Isotype Control
NBP3-17648PEP	Airway Trypsin-like Protease/HAT/TMPRSS11D Recombinant Protein Antigen

Limitations

This product is for research use only and is not approved for use in humans or in clinical diagnosis. Primary Antibodies are guaranteed for 1 year from date of receipt.

For more information on our 100% guarantee, please visit www.novusbio.com/guarantee

Earn gift cards/discounts by submitting a review: www.novusbio.com/reviews/submit/NBP2-20668

Earn gift cards/discounts by submitting a publication using this product:
www.novusbio.com/publications

