

Product Datasheet

RNase H1 Antibody - BSA Free NBP2-20171

Unit Size: 0.1 ml

Aliquot and store at -20C or -80C. Avoid freeze-thaw cycles.

www.novusbio.com



technical@novusbio.com

Publications: 2

Protocols, Publications, Related Products, Reviews, Research Tools and Images at:
www.novusbio.com/NBP2-20171

Updated 2/23/2025 v.20.1

Earn rewards for product
reviews and publications.

Submit a publication at www.novusbio.com/publications

Submit a review at www.novusbio.com/reviews/destination/NBP2-20171



NBP2-20171

RNase H1 Antibody - BSA Free

Product Information

Unit Size	0.1 ml
Concentration	Concentrations vary lot to lot. See vial label for concentration. If unlisted please contact technical services.
Storage	Aliquot and store at -20C or -80C. Avoid freeze-thaw cycles.
Clonality	Polyclonal
Preservative	0.025% Proclin 300
Isotype	IgG
Purity	Antigen Affinity-purified
Buffer	PBS, 20% Glycerol
Target Molecular Weight	32 kDa

Product Description

Host	Rabbit
Gene ID	246243
Gene Symbol	RNASEH1
Species	Human, Zebrafish
Reactivity Notes	Use in Mouse reported in scientific literature (PMID:34937926). Bovine (87%), Guinea pig (87%), Pig (87%), Sheep (87%), Rat (89%). .
Immunogen	Recombinant protein encompassing a sequence within the center region of human RNase H1. The exact sequence is proprietary.


Product Application Details

Applications	Western Blot, Immunohistochemistry, Immunohistochemistry-Paraffin, Immunoprecipitation
Recommended Dilutions	Western Blot 1:500-1:3000, Immunohistochemistry 1:100-1:1000, Immunoprecipitation Reported in scientific literature (PMID: 26106861), Immunohistochemistry-Paraffin 1:100-1:1000

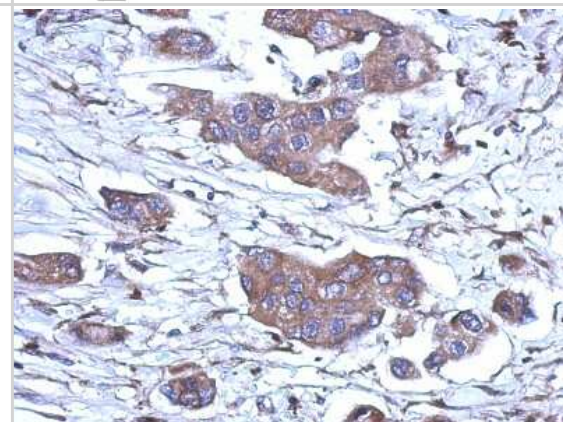


Images

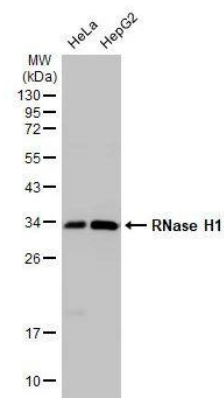
Western Blot: RNase H1 Antibody [NBP2-20171] - Whole zebrafish extract (30 ug) was separated by 12% SDS-PAGE, and the membrane was blotted with RNase H1 antibody [N2C3] (NBP2-20171) diluted at 1:1000.



Immunohistochemistry-Paraffin: RNase H1 Antibody [NBP2-20171] - Human breast cancer, using RNase H1 antibody at 1:500 dilution. Antigen Retrieval: Trilogy™ (EDTA based, pH 8.0) buffer, 15min.



Various whole cell extracts (30 µg) were separated by 12% SDS-PAGE, and the membrane was blotted with RNase H1 antibody [N2C3] diluted at 1:1000. The HRP-conjugated anti-rabbit IgG antibody (NBP2-19301) was used to detect the primary antibody.



Publications

Shukla V, Samaniego-Castruita D, Dong Z et al. TET deficiency perturbs mature B cell homeostasis and promotes oncogenesis associated with accumulation of G-quadruplex and R-loop structures Nature immunology 2022-01-01 [PMID: 34937926] (WB, Mouse)

Tresini M, Warmerdam DO, Kolovos P et al. The core spliceosome as target and effector of non-canonical ATM signalling. Nature 2015-07-02 [PMID: 26106861] (IP, Human)



Novus Biologicals USA

10730 E. Briarwood Avenue
Centennial, CO 80112
USA
Phone: 303.730.1950
Toll Free: 1.888.506.6887
Fax: 303.730.1966
nb-customerservice@bio-techne.com

Bio-Techne Canada

21 Canmotor Ave
Toronto, ON M8Z 4E6
Canada
Phone: 905.827.6400
Toll Free: 855.668.8722
Fax: 905.827.6402
canada.inquires@bio-techne.com

Bio-Techne Ltd

19 Barton Lane
Abingdon Science Park
Abingdon, OX14 3NB, United Kingdom
Phone: (44) (0) 1235 529449
Free Phone: 0800 37 34 15
Fax: (44) (0) 1235 533420
info.EMEA@bio-techne.com

General Contact Information

www.novusbio.com
Technical Support: nb-technical@bio-techne.com
Orders: nb-customerservice@bio-techne.com
General: novus@novusbio.com

Products Related to NBP2-20171

HAF008	Goat anti-Rabbit IgG Secondary Antibody [HRP]
NB7160	Goat anti-Rabbit IgG (H+L) Secondary Antibody [HRP]
NBP2-24891	Rabbit IgG Isotype Control
H00246243-P01-2ug	Recombinant Human RNase H1 GST (N-Term) Protein

Limitations

This product is for research use only and is not approved for use in humans or in clinical diagnosis. Primary Antibodies are guaranteed for 1 year from date of receipt.

For more information on our 100% guarantee, please visit www.novusbio.com/guarantee

Earn gift cards/discounts by submitting a review: www.novusbio.com/reviews/submit/NBP2-20171

Earn gift cards/discounts by submitting a publication using this product:
www.novusbio.com/publications

