

# Product Datasheet

## PRMT5 Antibody NBP2-19935

Unit Size: 0.1 ml

Aliquot and store at -20C or -80C. Avoid freeze-thaw cycles.

[www.novusbio.com](http://www.novusbio.com)



[technical@novusbio.com](mailto:technical@novusbio.com)

Protocols, Publications, Related Products, Reviews, Research Tools and Images at:  
[www.novusbio.com/NBP2-19935](http://www.novusbio.com/NBP2-19935)

Updated 10/23/2024 v.20.1

Earn rewards for product  
reviews and publications.

Submit a publication at [www.novusbio.com/publications](http://www.novusbio.com/publications)

Submit a review at [www.novusbio.com/reviews/destination/NBP2-19935](http://www.novusbio.com/reviews/destination/NBP2-19935)



**NBP2-19935****PRMT5 Antibody**

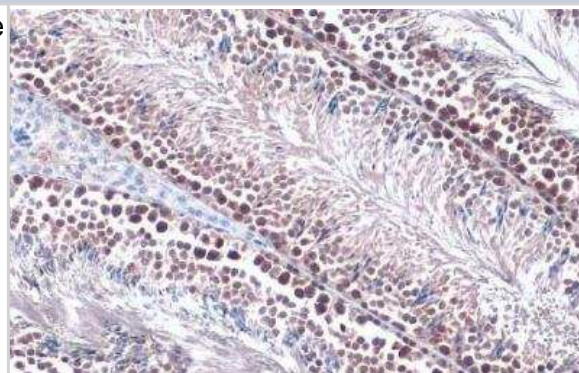
<b>Product Information</b>	
<b>Unit Size</b>	0.1 ml
<b>Concentration</b>	Concentrations vary lot to lot. See vial label for concentration. If unlisted please contact technical services.
<b>Storage</b>	Aliquot and store at -20C or -80C. Avoid freeze-thaw cycles.
<b>Clonality</b>	Polyclonal
<b>Preservative</b>	0.025% Proclin 300
<b>Isotype</b>	IgG
<b>Purity</b>	Antigen Affinity-purified
<b>Buffer</b>	PBS (pH 7), 20% Glycerol, 1% BSA
<b>Target Molecular Weight</b>	73 kDa

<b>Product Description</b>	
<b>Host</b>	Rabbit
<b>Gene ID</b>	10419
<b>Gene Symbol</b>	PRMT5
<b>Species</b>	Human, Mouse
<b>Immunogen</b>	Recombinant protein encompassing a sequence within the center region of human PRMT5. The exact sequence is proprietary.

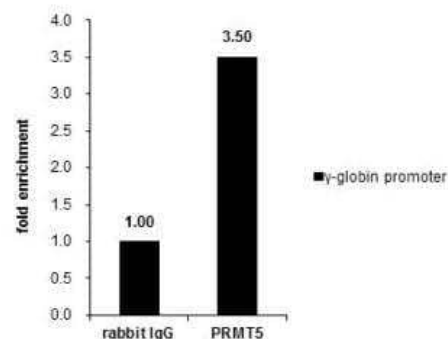
<b>Product Application Details</b>	
<b>Applications</b>	Western Blot, Immunohistochemistry, Immunohistochemistry-Paraffin, Immunoprecipitation, Chromatin Immunoprecipitation (ChIP)
<b>Recommended Dilutions</b>	Western Blot 1:500-1:3000, Immunohistochemistry 1:100-1:1000, Immunoprecipitation 1:100-1:500, Immunohistochemistry-Paraffin 1:100-1:1000, Chromatin Immunoprecipitation (ChIP)
<b>Application Notes</b>	ChIP assay- Assay-dependent dilution

**Images**

Immunohistochemistry-Paraffin: PRMT5 Antibody [NBP2-19935] - Mouse testis. PRMT5 stained by PRMT5 antibody [N1C1] diluted at 1:500. Antigen Retrieval: Citrate buffer, pH 6.0, 15 min.



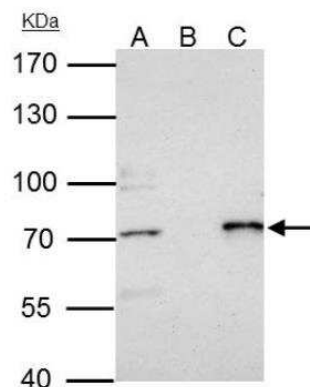
**Chromatin Immunoprecipitation (ChIP): PRMT5 Antibody [NBP2-19935]**  
 - Cross-linked ChIP was performed with K562 chromatin extract and 5 ug of either control rabbit IgG or anti-PRMT5 antibody. The precipitated DNA was detected by PCR with primer set targeting to gamma-globin promoter.



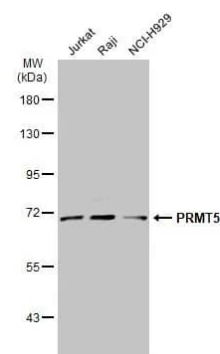
**Immunohistochemistry-Paraffin: PRMT5 Antibody [NBP2-19935] - MCF7 xenograft**, using PRMT5 antibody at 1:100 dilution. Antigen Retrieval: Trilogy™ (EDTA based, pH 8.0) buffer, 15min.



**Immunoprecipitation: PRMT5 Antibody [NBP2-19935] - A.** 35 ug Raji whole cell extract **B.** Control with 4 ug of preimmune Rabbit IgG **C.** Immunoprecipitation of PRMT5 protein by 4 ug PRMT5 antibody [N1C1] **7.5 % SDS-PAGE** The immunoprecipitated PRMT5 protein was detected by PRMT5 antibody [N1C1] diluted at 1:500. [EasyBlot anti-rabbit IgG was used as a secondary reagent]



**Western Blot: PRMT5 Antibody [NBP2-19935] - Various whole cell extracts (30 ug)** were separated by 7.5% SDS-PAGE, and the membrane was blotted with PRMT5 antibody [N1C1] (NBP2-19935) diluted at 1:1000. The HRP-conjugated anti-rabbit IgG antibody was used to detect the primary antibody.





### **Novus Biologicals USA**

10730 E. Briarwood Avenue  
Centennial, CO 80112  
USA  
Phone: 303.730.1950  
Toll Free: 1.888.506.6887  
Fax: 303.730.1966  
nb-customerservice@bio-techne.com

### **Bio-Techne Canada**

21 Canmotor Ave  
Toronto, ON M8Z 4E6  
Canada  
Phone: 905.827.6400  
Toll Free: 855.668.8722  
Fax: 905.827.6402  
canada.inquires@bio-techne.com

### **Bio-Techne Ltd**

19 Barton Lane  
Abingdon Science Park  
Abingdon, OX14 3NB, United Kingdom  
Phone: (44) (0) 1235 529449  
Free Phone: 0800 37 34 15  
Fax: (44) (0) 1235 533420  
info.EMEA@bio-techne.com

### **General Contact Information**

www.novusbio.com  
Technical Support: nb-technical@bio-techne.com  
Orders: nb-customerservice@bio-techne.com  
General: novus@novusbio.com

### **Products Related to NBP2-19935**

---

HAF008	Goat anti-Rabbit IgG Secondary Antibody [HRP]
NB7160	Goat anti-Rabbit IgG (H+L) Secondary Antibody [HRP]
NBP2-24891	Rabbit IgG Isotype Control
H00010419-P01-10ug	Recombinant Human PRMT5 GST (N-Term) Protein

---

### **Limitations**

This product is for research use only and is not approved for use in humans or in clinical diagnosis. Primary Antibodies are guaranteed for 1 year from date of receipt.

For more information on our 100% guarantee, please visit [www.novusbio.com/guarantee](http://www.novusbio.com/guarantee)

Earn gift cards/discounts by submitting a review: [www.novusbio.com/reviews/submit/NBP2-19935](http://www.novusbio.com/reviews/submit/NBP2-19935)

Earn gift cards/discounts by submitting a publication using this product:  
[www.novusbio.com/publications](http://www.novusbio.com/publications)

