

# Product Datasheet

## POLR2C Antibody NBP2-19885

Unit Size: 0.1 ml

Aliquot and store at -20C or -80C. Avoid freeze-thaw cycles.

[www.novusbio.com](http://www.novusbio.com)



[technical@novusbio.com](mailto:technical@novusbio.com)

Protocols, Publications, Related Products, Reviews, Research Tools and Images at:  
[www.novusbio.com/NBP2-19885](http://www.novusbio.com/NBP2-19885)

Updated 9/25/2025 v.20.1

Earn rewards for product  
reviews and publications.

Submit a publication at [www.novusbio.com/publications](http://www.novusbio.com/publications)

Submit a review at [www.novusbio.com/reviews/destination/NBP2-19885](http://www.novusbio.com/reviews/destination/NBP2-19885)



**NBP2-19885**

## POLR2C Antibody

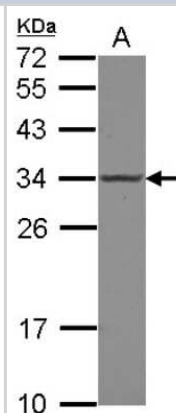
Product Information	
Unit Size	0.1 ml
Concentration	Concentrations vary lot to lot. See vial label for concentration. If unlisted please contact technical services.
Storage	Aliquot and store at -20C or -80C. Avoid freeze-thaw cycles.
Clonality	Polyclonal
Preservative	0.01% Thimerosal
Isotype	IgG
Purity	Antigen Affinity-purified
Buffer	PBS, 1% BSA, 20% Glycerol
Target Molecular Weight	31 kDa

Product Description	
Description	Novus Biologicals Rabbit POLR2C Antibody (NBP2-19885) is a polyclonal antibody validated for use in IHC, WB and ICC/IF. All Novus Biologicals antibodies are covered by our 100% guarantee.
Host	Rabbit
Gene ID	5432
Gene Symbol	POLR2C
Species	Human, Mouse, Rat
Reactivity Notes	Rhesus Monkey (100%).
Immunogen	Recombinant protein encompassing a sequence within the center region of human POLR2C. The exact sequence is proprietary.

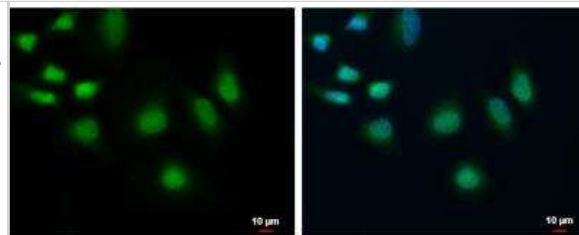
Product Application Details	
Applications	Western Blot, Immunohistochemistry-Paraffin, Immunocytochemistry/Immunofluorescence, Immunohistochemistry
Recommended Dilutions	Western Blot 1:500-1:3000, Immunohistochemistry 1:100-1:1000, Immunocytochemistry/ Immunofluorescence 1:100-1:1000, Immunohistochemistry-Paraffin 1:100-1:1000

**Images**

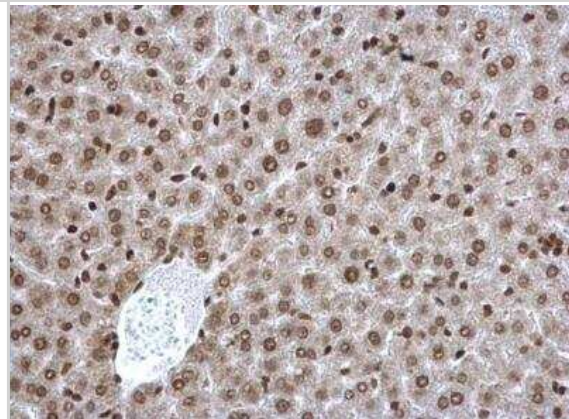
Western Blot: POLR2C Antibody [NBP2-19885] - Sample (30 ug of whole cell lysate) A: 293T 12% SDS PAGE gel, diluted at 1:1000.



Immunocytochemistry/Immunofluorescence: POLR2C Antibody [NBP2-19885] - HeLa cells were fixed in 4% paraformaldehyde at RT for 15 min. Green: POLR2C protein stained by POLR2C antibody [N1C3-2] diluted at 1:500. Blue: Hoechst 33342 staining. Scale bar = 10  $\mu$ m.



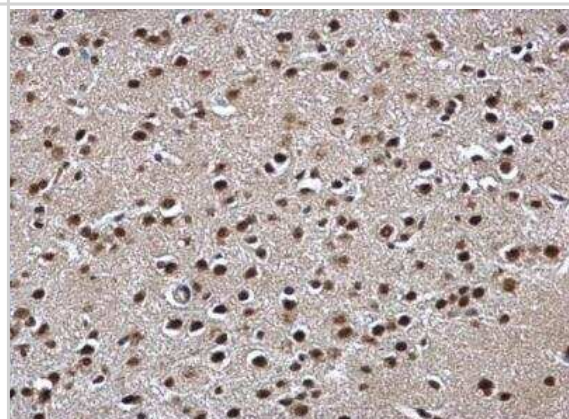
Immunohistochemistry-Paraffin: POLR2C Antibody [NBP2-19885] - Paraffin-embedded mouse liver. POLR2C antibody [N1C3-2] dilution: 1:500.



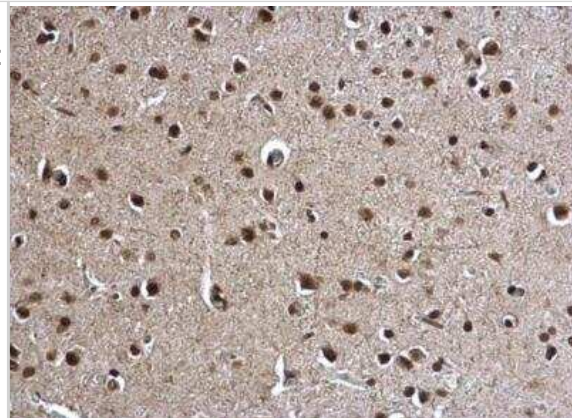
Immunohistochemistry-Paraffin: POLR2C Antibody [NBP2-19885] - Paraffin-embedded mouse muscle. POLR2C antibody [N1C3-2] dilution: 1:500.



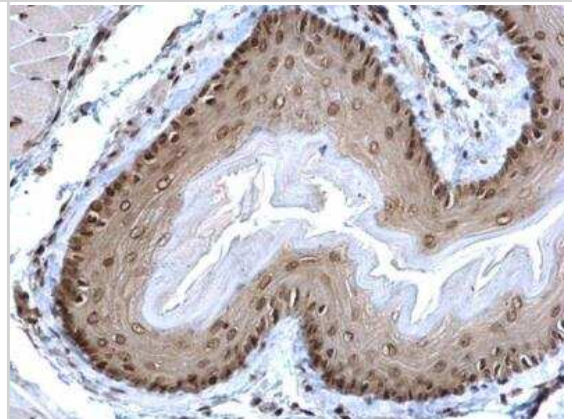
Immunohistochemistry-Paraffin: POLR2C Antibody [NBP2-19885] - Paraffin-embedded mouse fore brain. POLR2C antibody [N1C3-2] dilution: 1:500.



Immunohistochemistry-Paraffin: POLR2C Antibody [NBP2-19885] - Paraffin-embedded rat middle brain. POLR2C antibody [N1C3-2] dilution: 1:500.



Immunohistochemistry-Paraffin: POLR2C Antibody [NBP2-19885] - Paraffin-embedded mouse esophagus. POLR2C antibody [N1C3-2] dilution: 1:500.





### **Novus Biologicals USA**

10730 E. Briarwood Avenue  
Centennial, CO 80112  
USA  
Phone: 303.730.1950  
Toll Free: 1.888.506.6887  
Fax: 303.730.1966  
nb-customerservice@bio-techne.com

### **Bio-Techne Canada**

21 Canmotor Ave  
Toronto, ON M8Z 4E6  
Canada  
Phone: 905.827.6400  
Toll Free: 855.668.8722  
Fax: 905.827.6402  
canada.inquires@bio-techne.com

### **Bio-Techne Ltd**

19 Barton Lane  
Abingdon Science Park  
Abingdon, OX14 3NB, United Kingdom  
Phone: (44) (0) 1235 529449  
Free Phone: 0800 37 34 15  
Fax: (44) (0) 1235 533420  
info.EMEA@bio-techne.com

### **General Contact Information**

www.novusbio.com  
Technical Support: nb-technical@bio-techne.com  
Orders: nb-customerservice@bio-techne.com  
General: novus@novusbio.com

### **Products Related to NBP2-19885**

---

NBP2-33376H	Blue Marker Antibody (6F4-F6) [HRP]
HAF008	Goat anti-Rabbit IgG Secondary Antibody [HRP]
NB7160	Goat anti-Rabbit IgG (H+L) Secondary Antibody [HRP]
NBP2-24891	Rabbit IgG Isotype Control

---

### **Limitations**

This product is for research use only and is not approved for use in humans or in clinical diagnosis. Primary Antibodies are guaranteed for 1 year from date of receipt.

For more information on our 100% guarantee, please visit [www.novusbio.com/guarantee](http://www.novusbio.com/guarantee)

Earn gift cards/discounts by submitting a review: [www.novusbio.com/reviews/submit/NBP2-19885](http://www.novusbio.com/reviews/submit/NBP2-19885)

Earn gift cards/discounts by submitting a publication using this product:  
[www.novusbio.com/publications](http://www.novusbio.com/publications)

