

Product Datasheet

Myosin 1C Antibody NBP2-19454

Unit Size: 0.1 ml

Aliquot and store at -20C or -80C. Avoid freeze-thaw cycles.

www.novusbio.com



technical@novusbio.com

Protocols, Publications, Related Products, Reviews, Research Tools and Images at:
www.novusbio.com/NBP2-19454

Updated 7/25/2024 v.20.1

Earn rewards for product
reviews and publications.

Submit a publication at www.novusbio.com/publications

Submit a review at www.novusbio.com/reviews/destination/NBP2-19454



NBP2-19454

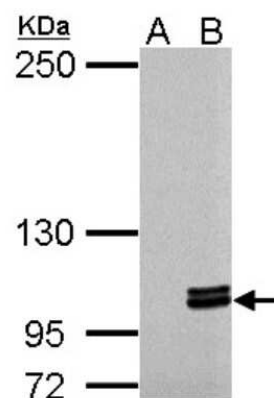
Myosin 1C Antibody

Product Information	
Unit Size	0.1 ml
Concentration	Concentrations vary lot to lot. See vial label for concentration. If unlisted please contact technical services.
Storage	Aliquot and store at -20C or -80C. Avoid freeze-thaw cycles.
Clonality	Polyclonal
Preservative	0.01% Thimerosal
Isotype	IgG
Purity	Immunogen affinity purified
Buffer	PBS (pH 7), 20% Glycerol
Target Molecular Weight	118 kDa
Product Description	
Host	Rabbit
Gene ID	4641
Gene Symbol	MYO1C
Species	Human
Immunogen	Recombinant protein encompassing a sequence within the N-terminus region of human Myosin 1C. The exact sequence is proprietary.
Product Application Details	
Applications	Western Blot, Immunohistochemistry, Immunohistochemistry-Paraffin
Recommended Dilutions	Western Blot 1:1000-1:10000, Immunohistochemistry 10 - 1:500, Immunohistochemistry-Paraffin 1:100-1:1000

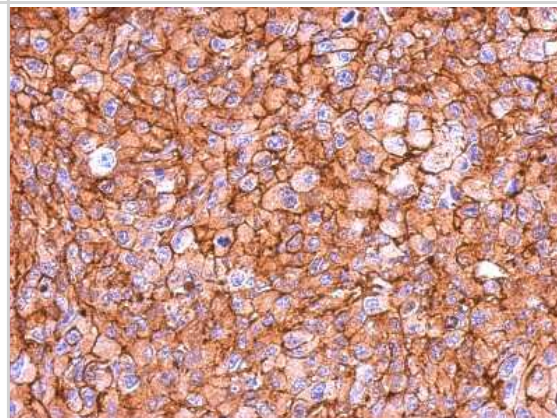


Images

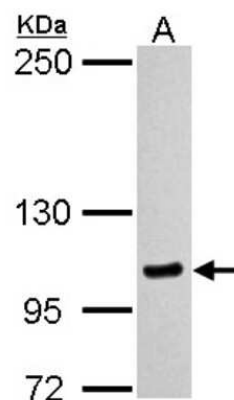
Western Blot: Myosin 1C Antibody [NBP2-19454] - Sample (30 ug of whole cell lysate) A: Non-transfected 293T lysates B: MYO1C transfected 293T lysate 5% SDS PAGE gel, diluted at 1:5000.



Immunohistochemistry-Paraffin: Myosin 1C Antibody [NBP2-19454] - Immunohistochemical analysis of paraffin-embedded PC14 xenograft, using antibody at 1:500 dilution.



Western Blot: Myosin 1C Antibody [NBP2-19454] - Sample (30 ug of whole cell lysate) A: A431 5% SDS PAGE gel, diluted at 1:1000.





Novus Biologicals USA

10730 E. Briarwood Avenue
Centennial, CO 80112
USA
Phone: 303.730.1950
Toll Free: 1.888.506.6887
Fax: 303.730.1966
nb-customerservice@bio-techne.com

Bio-Techne Canada

21 Canmotor Ave
Toronto, ON M8Z 4E6
Canada
Phone: 905.827.6400
Toll Free: 855.668.8722
Fax: 905.827.6402
canada.inquires@bio-techne.com

Bio-Techne Ltd

19 Barton Lane
Abingdon Science Park
Abingdon, OX14 3NB, United Kingdom
Phone: (44) (0) 1235 529449
Free Phone: 0800 37 34 15
Fax: (44) (0) 1235 533420
info.EMEA@bio-techne.com

General Contact Information

www.novusbio.com
Technical Support: nb-technical@bio-techne.com
Orders: nb-customerservice@bio-techne.com
General: novus@novusbio.com

Limitations

This product is for research use only and is not approved for use in humans or in clinical diagnosis. Primary Antibodies are guaranteed for 1 year from date of receipt.

For more information on our 100% guarantee, please visit www.novusbio.com/guarantee

Earn gift cards/discounts by submitting a review: www.novusbio.com/reviews/submit/NBP2-19454

Earn gift cards/discounts by submitting a publication using this product:
www.novusbio.com/publications

