

# Product Datasheet

## Integrin alpha V/CD51 Antibody - BSA Free NBP2-16973

Unit Size: 0.1 ml

Aliquot and store at -20C or -80C. Avoid freeze-thaw cycles.

[www.novusbio.com](http://www.novusbio.com)



[technical@novusbio.com](mailto:technical@novusbio.com)

### Publications: 1

Protocols, Publications, Related Products, Reviews, Research Tools and Images at:  
[www.novusbio.com/NBP2-16973](http://www.novusbio.com/NBP2-16973)

Updated 2/23/2025 v.20.1

Earn rewards for product  
reviews and publications.

Submit a publication at [www.novusbio.com/publications](http://www.novusbio.com/publications)

Submit a review at [www.novusbio.com/reviews/destination/NBP2-16973](http://www.novusbio.com/reviews/destination/NBP2-16973)



**NBP2-16973**


Integrin alpha V/CD51 Antibody - BSA Free

Product Information	
Unit Size	0.1 ml
Concentration	Concentrations vary lot to lot. See vial label for concentration. If unlisted please contact technical services.
Storage	Aliquot and store at -20C or -80C. Avoid freeze-thaw cycles.
Clonality	Polyclonal
Preservative	0.01% Thimerosal
Isotype	IgG
Purity	Antigen Affinity-purified
Buffer	0.1M Tris-Glycine (pH7), 10% Glycerol
Target Molecular Weight	116 kDa
Product Description	
Host	Rabbit
Gene ID	3685
Gene Symbol	ITGAV
Species	Human, Mouse
Immunogen	Recombinant protein encompassing a sequence within the C-terminus region of human Integrin alpha V/CD51. The exact sequence is proprietary.
Product Application Details	
Applications	Western Blot, ELISA, Immunohistochemistry, Immunohistochemistry-Paraffin, Knockdown Validated
Recommended Dilutions	Western Blot 1:500-1:3000, ELISA Assay dependent, Immunohistochemistry 1:100-1:1000, Immunohistochemistry-Paraffin 1:100-1:1000, Knockdown Validated

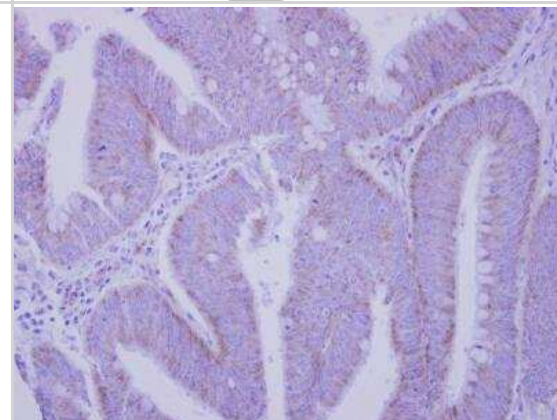


## Images


Western Blot: Integrin alpha V/CD51 Antibody [NBP2-16973] - A549 whole cell and membrane extracts (30 ug) were separated by 7.5% SDS-PAGE, and the membrane was blotted with Integrin alpha V antibody [C2C3], C-term diluted at 1:500. The HRP-conjugated anti-rabbit IgG antibody (NBP2-19301) was used to detect the primary antibody, and the signal was developed with Trident ECL plus-Enhanced.



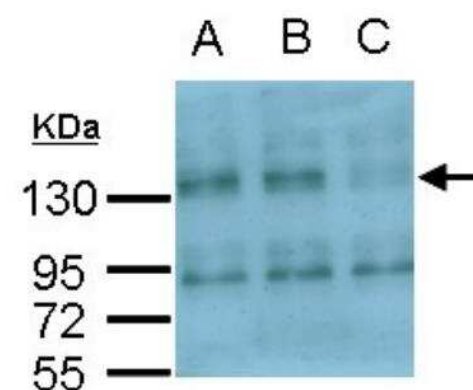
Immunohistochemistry-Paraffin: Integrin alpha V/CD51 Antibody [NBP2-16973] - Human colon carcinoma, using Integrin alpha V antibody at 1:250 dilution. Antigen Retrieval: Trilogy™ (EDTA based, pH 8.0) buffer, 15min.



Western Blot: Integrin alpha V/CD51 Antibody [NBP2-16973] - Sample (30 ug of whole cell lysate) A: HUVEC 7.5% SDS PAGE gel, diluted at 1:500.



Western Blot: Integrin alpha V/CD51 Antibody [NBP2-16973] - Sample (30 ug of whole cell lysate) A: RD (Rhabdomyosarcoma) cell (Mock control) B: RD transfected scramble siRNA C: RD transfected ITGAV siRNA 8% SDS PAGE gel, diluted at 1:900.



## Publications

HD Dawson, JK Lunney Porcine cluster of differentiation (CD) markers 2018 update Res. Vet. Sci., 2018-02-22;118 (0):199-246. 2018-02-22 [PMID: 29518710]



### **Novus Biologicals USA**

10730 E. Briarwood Avenue  
Centennial, CO 80112  
USA  
Phone: 303.730.1950  
Toll Free: 1.888.506.6887  
Fax: 303.730.1966  
nb-customerservice@bio-techne.com

### **Bio-Techne Canada**

21 Canmotor Ave  
Toronto, ON M8Z 4E6  
Canada  
Phone: 905.827.6400  
Toll Free: 855.668.8722  
Fax: 905.827.6402  
canada.inquires@bio-techne.com

### **Bio-Techne Ltd**

19 Barton Lane  
Abingdon Science Park  
Abingdon, OX14 3NB, United Kingdom  
Phone: (44) (0) 1235 529449  
Free Phone: 0800 37 34 15  
Fax: (44) (0) 1235 533420  
info.EMEA@bio-techne.com

### **General Contact Information**

www.novusbio.com  
Technical Support: nb-technical@bio-techne.com  
Orders: nb-customerservice@bio-techne.com  
General: novus@novusbio.com

### **Products Related to NBP2-16973**

---

HAF008	Goat anti-Rabbit IgG Secondary Antibody [HRP]
NB7160	Goat anti-Rabbit IgG (H+L) Secondary Antibody [HRP]
NBP2-24891	Rabbit IgG Isotype Control
NBP1-85746PEP	Integrin alpha V/CD51 Recombinant Protein Antigen

---

### **Limitations**

This product is for research use only and is not approved for use in humans or in clinical diagnosis. Primary Antibodies are guaranteed for 1 year from date of receipt.

For more information on our 100% guarantee, please visit [www.novusbio.com/guarantee](http://www.novusbio.com/guarantee)

Earn gift cards/discounts by submitting a review: [www.novusbio.com/reviews/submit/NBP2-16973](http://www.novusbio.com/reviews/submit/NBP2-16973)

Earn gift cards/discounts by submitting a publication using this product:  
[www.novusbio.com/publications](http://www.novusbio.com/publications)

