

# Product Datasheet

## Glyoxalase II/HAGH Antibody

### NBP2-16778

Unit Size: 0.1 ml

Aliquot and store at -20C or -80C. Avoid freeze-thaw cycles.

[www.novusbio.com](http://www.novusbio.com)



[technical@novusbio.com](mailto:technical@novusbio.com)

Protocols, Publications, Related Products, Reviews, Research Tools and Images at:  
[www.novusbio.com/NBP2-16778](http://www.novusbio.com/NBP2-16778)

Updated 9/9/2025 v.20.1

Earn rewards for product  
reviews and publications.

Submit a publication at [www.novusbio.com/publications](http://www.novusbio.com/publications)

Submit a review at [www.novusbio.com/reviews/destination/NBP2-16778](http://www.novusbio.com/reviews/destination/NBP2-16778)




**NBP2-16778****Glyoxalase II/HAGH Antibody**

| <b>Product Information</b>         |   |
|------------------------------------|---|
| <b>Unit Size</b>                   | 0.1 ml  |
| <b>Concentration</b>               | Concentrations vary lot to lot. See vial label for concentration. If unlisted please contact technical services.  |
| <b>Storage</b>                     | Aliquot and store at -20C or -80C. Avoid freeze-thaw cycles.  |
| <b>Clonality</b>                   | Polyclonal  |
| <b>Preservative</b>                | 0.01% Thimerosal  |
| <b>Isotype</b>                     | IgG   |
| <b>Purity</b>                      | Antigen Affinity-purified   |
| <b>Buffer</b>                      | PBS (pH 7), 20% Glycerol, 1% BSA  |
| <b>Target Molecular Weight</b>     | 34 kDa  |
| <b>Product Description</b>         |   |
| <b>Description</b>                 | Novus Biologicals Rabbit Glyoxalase II/HAGH Antibody (NBP2-16778) is a polyclonal antibody validated for use in IHC and WB. All Novus Biologicals antibodies are covered by our 100% guarantee. |
| <b>Host</b>                        | Rabbit  |
| <b>Gene ID</b>                     | 3029  |
| <b>Gene Symbol</b>                 | HAGH  |
| <b>Species</b>                     | Human, Mouse  |
| <b>Reactivity Notes</b>            | Immunogen displays the following percentage of sequence identity for non-tested species: Mouse (89%), Chicken (81%), Rat (86%), Zebrafish (81%), Bovine (89%).                                  |
| <b>Immunogen</b>                   | Recombinant protein encompassing a sequence within the center region of human Glyoxalase II/HAGH. The exact sequence is proprietary.  |
| <b>Product Application Details</b> |   |
| <b>Applications</b>                | Western Blot, Immunohistochemistry-Paraffin, Immunohistochemistry   |
| <b>Recommended Dilutions</b>       | Western Blot 1:500-1:3000, Immunohistochemistry 10 - 1:500, Immunohistochemistry-Paraffin 1:100-1:1000  |

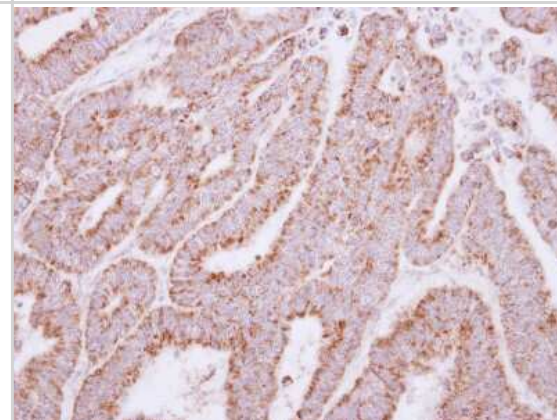


## Images

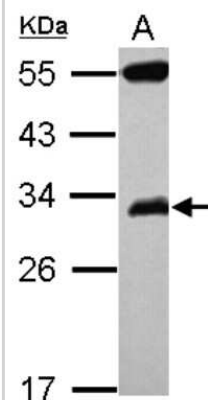
Western Blot: Glyoxalase II/HAGH Antibody [NBP2-16778] - Mouse tissue extract (50 ug) was separated by 12% SDS-PAGE, and the membrane was blotted with HAGH Antibody diluted at 1:1000. The HRP-conjugated anti-rabbit IgG antibody was used to detect the primary antibody.



Immunohistochemistry-Paraffin: HAGH Antibody [NBP2-16778] - Immunohistochemical analysis of paraffin-embedded Colon ca, using antibody at 1:500 dilution.



Western Blot: HAGH Antibody [NBP2-16778] - Sample (30 ug of whole cell lysate) A: HepG2 12% SDS PAGE gel, diluted at 1:1000.





### **Novus Biologicals USA**

10730 E. Briarwood Avenue  
Centennial, CO 80112  
USA  
Phone: 303.730.1950  
Toll Free: 1.888.506.6887  
Fax: 303.730.1966  
nb-customerservice@bio-techne.com

### **Bio-Techne Canada**

21 Canmotor Ave  
Toronto, ON M8Z 4E6  
Canada  
Phone: 905.827.6400  
Toll Free: 855.668.8722  
Fax: 905.827.6402  
canada.inquires@bio-techne.com

### **Bio-Techne Ltd**

19 Barton Lane  
Abingdon Science Park  
Abingdon, OX14 3NB, United Kingdom  
Phone: (44) (0) 1235 529449  
Free Phone: 0800 37 34 15  
Fax: (44) (0) 1235 533420  
info.EMEA@bio-techne.com

### **General Contact Information**

[www.novusbio.com](http://www.novusbio.com)  
Technical Support: [nb-technical@bio-techne.com](mailto:nb-technical@bio-techne.com)  
Orders: [nb-customerservice@bio-techne.com](mailto:nb-customerservice@bio-techne.com)  
General: [novus@novusbio.com](mailto:novus@novusbio.com)

### **Products Related to NBP2-16778**

---

|               |   |
|---------------|---|
| HAF008        | Goat anti-Rabbit IgG Secondary Antibody [HRP]       |
| NB7160        | Goat anti-Rabbit IgG (H+L) Secondary Antibody [HRP] |
| NBP2-24891    | Rabbit IgG Isotype Control                          |
| NBP2-38502PEP | Glyoxalase II/HAGH Recombinant Protein Antigen      |

---

### **Limitations**

This product is for research use only and is not approved for use in humans or in clinical diagnosis. Primary Antibodies are guaranteed for 1 year from date of receipt.

For more information on our 100% guarantee, please visit [www.novusbio.com/guarantee](http://www.novusbio.com/guarantee)

Earn gift cards/discounts by submitting a review: [www.novusbio.com/reviews/submit/NBP2-16778](http://www.novusbio.com/reviews/submit/NBP2-16778)

Earn gift cards/discounts by submitting a publication using this product:  
[www.novusbio.com/publications](http://www.novusbio.com/publications)

