

Product Datasheet

G-CSFR/CD114 Antibody - BSA Free NBP2-16629

Unit Size: 0.1 ml

Aliquot and store at -20C or -80C. Avoid freeze-thaw cycles.

www.novusbio.com



technical@novusbio.com

Protocols, Publications, Related Products, Reviews, Research Tools and Images at:
www.novusbio.com/NBP2-16629

Updated 2/23/2025 v.20.1

Earn rewards for product
reviews and publications.

Submit a publication at www.novusbio.com/publications

Submit a review at www.novusbio.com/reviews/destination/NBP2-16629



NBP2-16629

G-CSFR/CD114 Antibody - BSA Free

Product Information

| | |
|--------------------------------|--|
| Unit Size | 0.1 ml |
| Concentration | Concentrations vary lot to lot. See vial label for concentration. If unlisted please contact technical services. |
| Storage | Aliquot and store at -20C or -80C. Avoid freeze-thaw cycles. |
| Clonality | Polyclonal |
| Preservative | 0.025% Proclin 300 |
| Isotype | IgG |
| Purity | Antigen Affinity-purified |
| Buffer | PBS (pH 7), 20% Glycerol |
| Target Molecular Weight | 92 kDa |

Product Description

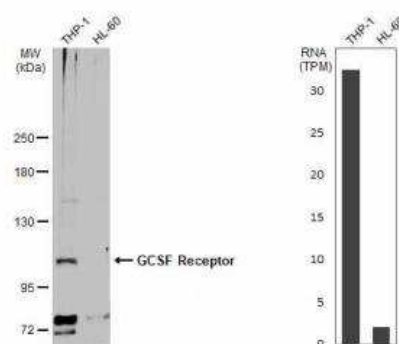
| | |
|--------------------|--|
| Host | Rabbit |
| Gene ID | 1441 |
| Gene Symbol | CSF3R |
| Species | Human |
| Immunogen | Recombinant protein encompassing a sequence within the center region of human G-CSFR/CD114. The exact sequence is proprietary. |

Product Application Details

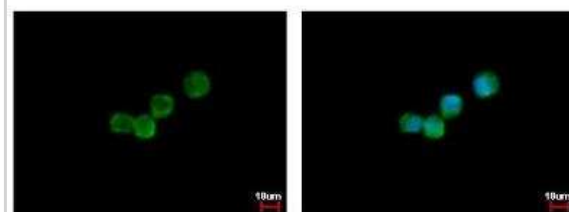
| | |
|------------------------------|--|
| Applications | Western Blot, Immunocytochemistry/ Immunofluorescence, Immunohistochemistry, Immunohistochemistry-Paraffin |
| Recommended Dilutions | Western Blot 1:500-1:3000, Immunohistochemistry 10 - 1:500, Immunocytochemistry/ Immunofluorescence 1:100-1:1000, Immunohistochemistry-Paraffin 1:100-1:1000 |

Images

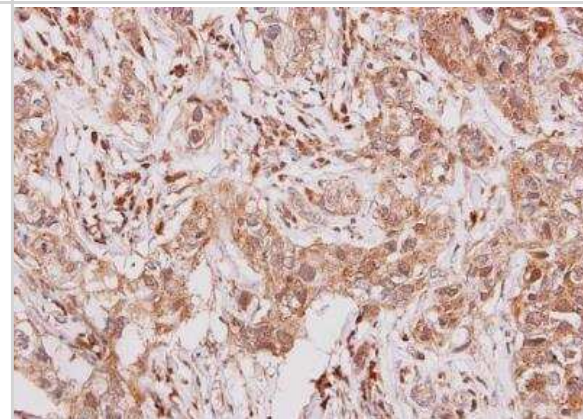
Western Blot: G-CSFR/CD114 Antibody [NBP2-16629] - Various whole cell extracts (30 ug) were separated by 5% SDS-PAGE, and the membrane was blotted with G-CSFR antibody diluted at 1:500. HRP-conjugated anti-rabbit IgG antibody was used to detect the primary antibody.




Immunocytochemistry/Immunofluorescence: G-CSF R/CD114 Antibody [NBP2-16629] - Immunofluorescence analysis of methanol-fixed A431, using antibody at 1:500 dilution.



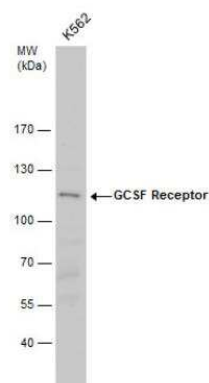
Immunohistochemistry-Paraffin: G-CSF R/CD114 Antibody [NBP2-16629] - Paraffin-embedded human breast carcinoma. GCSF Receptor antibody [N2C1], Internal diluted at 1:250.



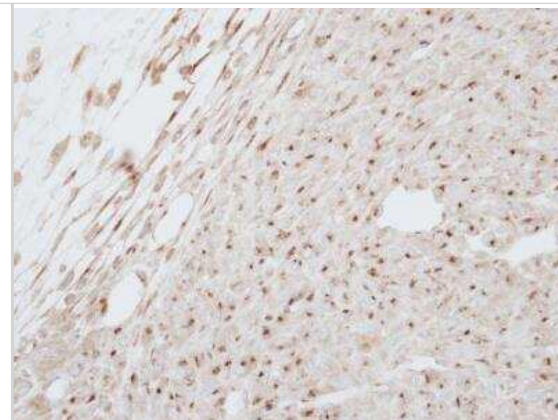
Western Blot: G-CSF R/CD114 Antibody [NBP2-16629] - A. 30 ug THP-1 whole cell lysate/extract.




Western Blot: G-CSF R/CD114 Antibody [NBP2-16629] - Whole cell extracts (30 ug) was separated by 7.5% SDS-PAGE, and the membrane was blotted with GCSF Receptor antibody diluted by 1:500.



Immunohistochemistry-Paraffin: G-CSF R/CD114 Antibody [NBP2-16629] - Immunohistochemical analysis of paraffin-embedded CL1-5 xenograft, using antibody at 1:250 dilution.



G-CSFR/CD114 Antibody [NBP2-16629] - Non-transfected (-) and transfected (+) 293T whole cell extracts (30 ug) were separated by 7.5% SDS-PAGE, and the membrane was blotted with GCSF Receptor antibody diluted at 1:500. HRP-conjugated anti-rabbit IgG antibody was used to detect the primary antibody.





Novus Biologicals USA

10730 E. Briarwood Avenue
Centennial, CO 80112
USA
Phone: 303.730.1950
Toll Free: 1.888.506.6887
Fax: 303.730.1966
nb-customerservice@bio-techne.com

Bio-Techne Canada

21 Canmotor Ave
Toronto, ON M8Z 4E6
Canada
Phone: 905.827.6400
Toll Free: 855.668.8722
Fax: 905.827.6402
canada.inquires@bio-techne.com

Bio-Techne Ltd

19 Barton Lane
Abingdon Science Park
Abingdon, OX14 3NB, United Kingdom
Phone: (44) (0) 1235 529449
Free Phone: 0800 37 34 15
Fax: (44) (0) 1235 533420
info.EMEA@bio-techne.com

General Contact Information

www.novusbio.com
Technical Support: nb-technical@bio-techne.com
Orders: nb-customerservice@bio-techne.com
General: novus@novusbio.com

Products Related to NBP2-16629

| | |
|---------------|---|
| HAF008 | Goat anti-Rabbit IgG Secondary Antibody [HRP] |
| NB7160 | Goat anti-Rabbit IgG (H+L) Secondary Antibody [HRP] |
| NBP2-24891 | Rabbit IgG Isotype Control |
| NBP2-33513PEP | G-CSFR/CD114 Recombinant Protein Antigen |

Limitations

This product is for research use only and is not approved for use in humans or in clinical diagnosis. Primary Antibodies are guaranteed for 1 year from date of receipt.

For more information on our 100% guarantee, please visit www.novusbio.com/guarantee

Earn gift cards/discounts by submitting a review: www.novusbio.com/reviews/submit/NBP2-16629

Earn gift cards/discounts by submitting a publication using this product:
www.novusbio.com/publications

