

Product Datasheet

EFTUD2 Antibody - BSA Free

NBP2-16282

Unit Size: 0.1 ml

Aliquot and store at -20C or -80C. Avoid freeze-thaw cycles.

www.novusbio.com



technical@novusbio.com

Protocols, Publications, Related Products, Reviews, Research Tools and Images at:
www.novusbio.com/NBP2-16282

Updated 9/25/2025 v.20.1

Earn rewards for product
reviews and publications.

Submit a publication at www.novusbio.com/publications

Submit a review at www.novusbio.com/reviews/destination/NBP2-16282



NBP2-16282

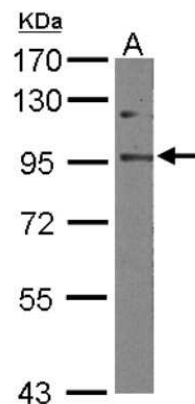
EFTUD2 Antibody - BSA Free

| Product Information | |
|------------------------------------|--|
| Unit Size | 0.1 ml |
| Concentration | Concentrations vary lot to lot. See vial label for concentration. If unlisted please contact technical services. |
| Storage | Aliquot and store at -20C or -80C. Avoid freeze-thaw cycles. |
| Clonality | Polyclonal |
| Preservative | 0.01% Thimerosal |
| Isotype | IgG |
| Purity | Antigen Affinity-purified |
| Buffer | 0.1M Tris, 0.1M Glycine, 20% Glycerol |
| Target Molecular Weight | 109 kDa |
| Product Description | |
| Description | Novus Biologicals Rabbit EFTUD2 Antibody - BSA Free (NBP2-16282) is a polyclonal antibody validated for use in IHC and WB. All Novus Biologicals antibodies are covered by our 100% guarantee. |
| Host | Rabbit |
| Gene ID | 9343 |
| Gene Symbol | EFTUD2 |
| Species | Human, Mouse |
| Immunogen | Recombinant protein encompassing a sequence within the C-terminus region of human EFTUD2. The exact sequence is proprietary. |
| Product Application Details | |
| Applications | Western Blot, Immunohistochemistry-Paraffin, Immunohistochemistry |
| Recommended Dilutions | Western Blot 1:500-1:3000, Immunohistochemistry 1:100-1:1000, Immunohistochemistry-Paraffin 1:100-1:1000 |

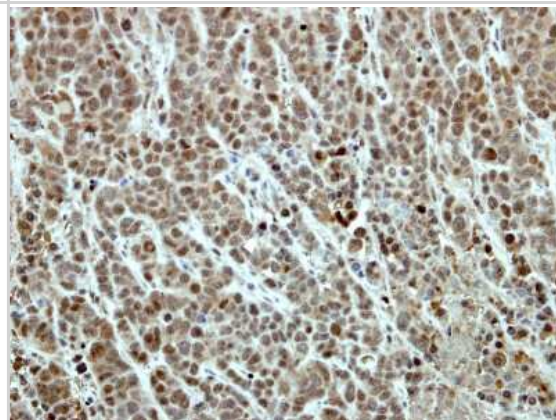


Images

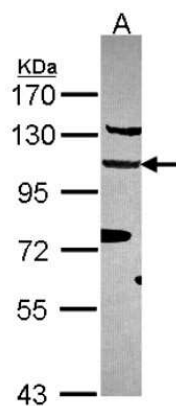
Western Blot: EFTUD2 Antibody [NBP2-16282] - Sample (50 ug of whole cell lysate) A: Mouse Brain, 7. 5% SDS PAGE gel, diluted at 1:1000.



Immunohistochemistry-Paraffin: EFTUD2 Antibody [NBP2-16282] - Immunohistochemical analysis of paraffin-embedded MCF7 xenograft, using antibody at 1:500 dilution.



Western Blot: EFTUD2 Antibody [NBP2-16282] - Sample (30 ug of whole cell lysate) A: JurKat 7. 5% SDS PAGE gel, diluted at 1:1000.





Novus Biologicals USA

10730 E. Briarwood Avenue
Centennial, CO 80112
USA
Phone: 303.730.1950
Toll Free: 1.888.506.6887
Fax: 303.730.1966
nb-customerservice@bio-techne.com

Bio-Techne Canada

21 Canmotor Ave
Toronto, ON M8Z 4E6
Canada
Phone: 905.827.6400
Toll Free: 855.668.8722
Fax: 905.827.6402
canada.inquires@bio-techne.com

Bio-Techne Ltd

19 Barton Lane
Abingdon Science Park
Abingdon, OX14 3NB, United Kingdom
Phone: (44) (0) 1235 529449
Free Phone: 0800 37 34 15
Fax: (44) (0) 1235 533420
info.EMEA@bio-techne.com

General Contact Information

www.novusbio.com
Technical Support: nb-technical@bio-techne.com
Orders: nb-customerservice@bio-techne.com
General: novus@novusbio.com

Products Related to NBP2-16282

| | |
|-------------|---|
| NBP2-33376H | Blue Marker Antibody (6F4-F6) [HRP] |
| HAF008 | Goat anti-Rabbit IgG Secondary Antibody [HRP] |
| NB7160 | Goat anti-Rabbit IgG (H+L) Secondary Antibody [HRP] |
| NBP2-24891 | Rabbit IgG Isotype Control |

Limitations

This product is for research use only and is not approved for use in humans or in clinical diagnosis. Primary Antibodies are guaranteed for 1 year from date of receipt.

For more information on our 100% guarantee, please visit www.novusbio.com/guarantee

Earn gift cards/discounts by submitting a review: www.novusbio.com/reviews/submit/NBP2-16282

Earn gift cards/discounts by submitting a publication using this product:
www.novusbio.com/publications

