

Product Datasheet

EFHA1 Antibody - BSA Free NBP2-16278

Unit Size: 0.1 ml

Aliquot and store at -20C or -80C. Avoid freeze-thaw cycles.

www.novusbio.com



technical@novusbio.com

Protocols, Publications, Related Products, Reviews, Research Tools and Images at:
www.novusbio.com/NBP2-16278

Updated 9/25/2025 v.20.1

Earn rewards for product
reviews and publications.

Submit a publication at www.novusbio.com/publications

Submit a review at www.novusbio.com/reviews/destination/NBP2-16278



NBP2-16278

EFHA1 Antibody - BSA Free

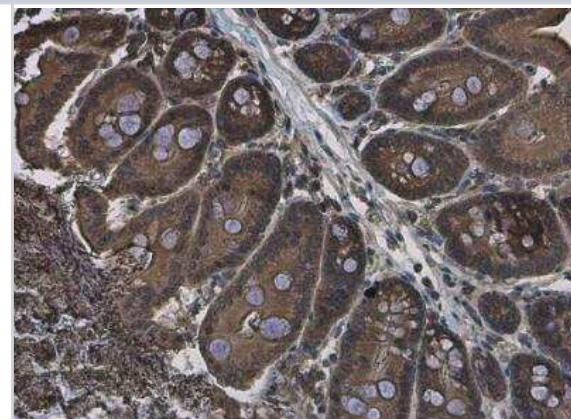
Product Information	
Unit Size	0.1 ml
Concentration	Concentrations vary lot to lot. See vial label for concentration. If unlisted please contact technical services.
Storage	Aliquot and store at -20C or -80C. Avoid freeze-thaw cycles.
Clonality	Polyclonal
Preservative	0.025% Proclin 300
Isotype	IgG
Purity	Antigen Affinity-purified
Buffer	PBS, 20% Glycerol
Target Molecular Weight	50 kDa

Product Description	
Description	Novus Biologicals Rabbit EFHA1 Antibody - BSA Free (NBP2-16278) is a polyclonal antibody validated for use in IHC. All Novus Biologicals antibodies are covered by our 100% guarantee.
Host	Rabbit
Gene ID	221154
Gene Symbol	MICU2
Species	Human, Mouse, Rat
Reactivity Notes	Bovine (81%)
Immunogen	Recombinant protein encompassing a sequence within the center region of human EFHA1. The exact sequence is proprietary.

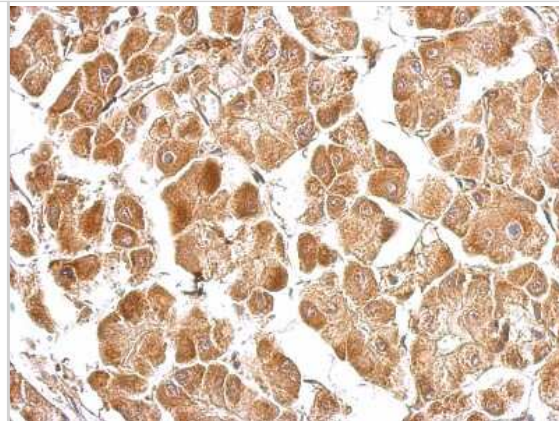
Product Application Details	
Applications	Immunohistochemistry-Paraffin, Immunohistochemistry
Recommended Dilutions	Immunohistochemistry 10 - 1:500, Immunohistochemistry-Paraffin 1:100-1:1000

Images

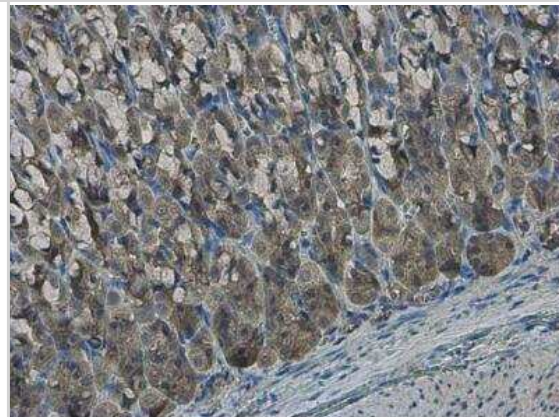
Immunohistochemistry-Paraffin: EFHA1 Antibody [NBP2-16278] - Paraffin-embedded mouse colon. EFHA1 antibody diluted at 1:500.



Immunohistochemistry-Paraffin: EFHA1 Antibody [NBP2-16278] - EFHA1 antibody detects EFHA1 protein at cytosol on hepatoma by immunohistochemical analysis. Sample: Paraffin-embedded hepatoma tissue. EFHA1 antibody dilution: 1:500.



Immunohistochemistry-Paraffin: EFHA1 Antibody [NBP2-16278] - Paraffin-embedded rat stomach. EFHA1 antibody diluted at 1:500.



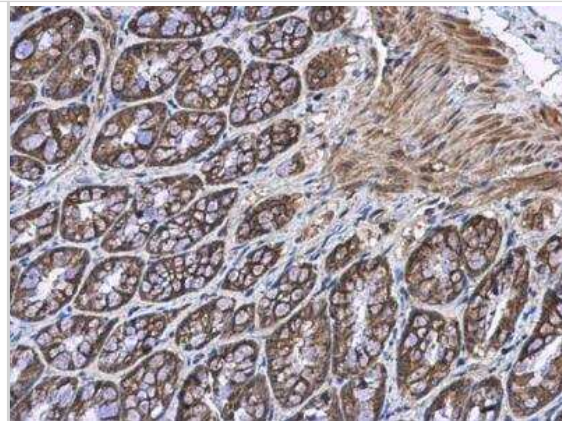
Immunohistochemistry-Paraffin: EFHA1 Antibody [NBP2-16278] - Paraffin-embedded rat heart. EFHA1 antibody diluted at 1:500.



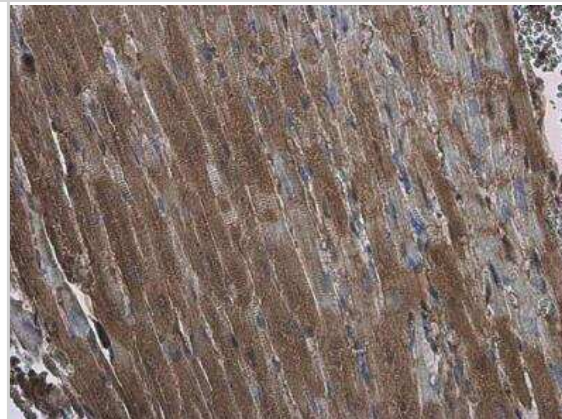
Immunohistochemistry-Paraffin: EFHA1 Antibody [NBP2-16278] - Paraffin-embedded mouse kidney. EFHA1 antibody diluted at 1:500.



Immunohistochemistry-Paraffin: EFHA1 Antibody [NBP2-16278] - Paraffin-embedded rat colon. EFHA1 antibody diluted at 1:500.



Immunohistochemistry-Paraffin: EFHA1 Antibody [NBP2-16278] - Paraffin-embedded rat heart. EFHA1 antibody diluted at 1:500





Novus Biologicals USA

10730 E. Briarwood Avenue
Centennial, CO 80112
USA
Phone: 303.730.1950
Toll Free: 1.888.506.6887
Fax: 303.730.1966
nb-customerservice@bio-techne.com

Bio-Techne Canada

21 Canmotor Ave
Toronto, ON M8Z 4E6
Canada
Phone: 905.827.6400
Toll Free: 855.668.8722
Fax: 905.827.6402
canada.inquires@bio-techne.com

Bio-Techne Ltd

19 Barton Lane
Abingdon Science Park
Abingdon, OX14 3NB, United Kingdom
Phone: (44) (0) 1235 529449
Free Phone: 0800 37 34 15
Fax: (44) (0) 1235 533420
info.EMEA@bio-techne.com

General Contact Information

www.novusbio.com
Technical Support: nb-technical@bio-techne.com
Orders: nb-customerservice@bio-techne.com
General: novus@novusbio.com

Products Related to NBP2-16278

HAF008	Goat anti-Rabbit IgG Secondary Antibody [HRP]
NB7160	Goat anti-Rabbit IgG (H+L) Secondary Antibody [HRP]
NBP2-24891	Rabbit IgG Isotype Control
NBP1-91864PEP	EFHA1 Recombinant Protein Antigen

Limitations

This product is for research use only and is not approved for use in humans or in clinical diagnosis. Primary Antibodies are guaranteed for 1 year from date of receipt.

For more information on our 100% guarantee, please visit www.novusbio.com/guarantee

Earn gift cards/discounts by submitting a review: www.novusbio.com/reviews/submit/NBP2-16278

Earn gift cards/discounts by submitting a publication using this product:
www.novusbio.com/publications

