

Product Datasheet

Calcineurin A Antibody - BSA Free NBP2-15663

Unit Size: 0.1 ml

Aliquot and store at -20C or -80C. Avoid freeze-thaw cycles.

www.novusbio.com



technical@novusbio.com

Protocols, Publications, Related Products, Reviews, Research Tools and Images at:
www.novusbio.com/NBP2-15663

Updated 9/25/2025 v.20.1

Earn rewards for product
reviews and publications.

Submit a publication at www.novusbio.com/publications

Submit a review at www.novusbio.com/reviews/destination/NBP2-15663



NBP2-15663

Calcineurin A Antibody - BSA Free

Product Information

Unit Size	0.1 ml
Concentration	Concentrations vary lot to lot. See vial label for concentration. If unlisted please contact technical services.
Storage	Aliquot and store at -20C or -80C. Avoid freeze-thaw cycles.
Clonality	Polyclonal
Preservative	0.01% Thimerosal
Isotype	IgG
Purity	Antigen Affinity-purified
Buffer	0.1M Tris, 0.1M Glycine, 20% Glycerol
Target Molecular Weight	59 kDa

Product Description


Description	Novus Biologicals Rabbit Calcineurin A Antibody - BSA Free (NBP2-15663) is a polyclonal antibody validated for use in WB and ICC/IF. All Novus Biologicals antibodies are covered by our 100% guarantee.
Host	Rabbit
Gene ID	5530
Gene Symbol	PPP3CA
Species	Human, Mouse, Rat, Amphibian, Squirrel
Immunogen	Recombinant protein encompassing a sequence within the center region of human Calcineurin A. The exact sequence is proprietary.

Product Application Details

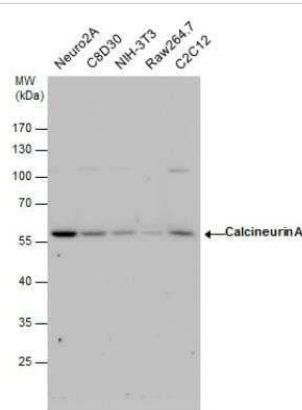
Applications	Western Blot, Immunocytochemistry/ Immunofluorescence
Recommended Dilutions	Western Blot 1:500-1:10000, Immunocytochemistry/ Immunofluorescence 1:100-1:1000

Images

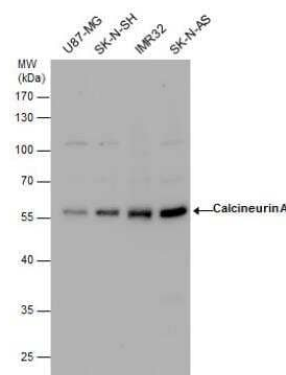
Western Blot: Calcineurin A Antibody [NBP2-15663] - Whole cell extracts (30 ug) was separated by 7.5 % SDS-PAGE, and blotted with Calcineurin A antibody diluted by 1:3000




Western Blot: Calcineurin A Antibody [NBP2-15663] - Various whole cell extracts (30 ug) were separated by 10% SDS-PAGE, and the membrane was blotted with Calcineurin A antibody diluted by 1:3000.



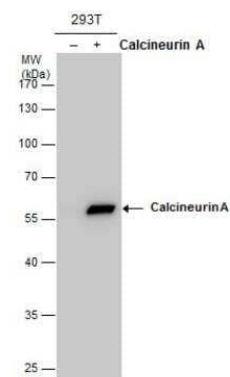
Western Blot: Calcineurin A Antibody [NBP2-15663] - Various whole cell extracts (30 ug) were separated by 10% SDS-PAGE, and the membrane was blotted with Calcineurin A antibody diluted by 1:3000.



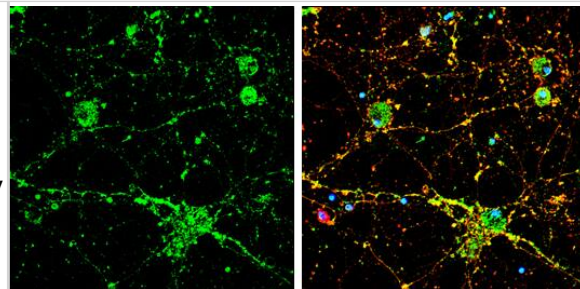
Western Blot: Calcineurin A Antibody [NBP2-15663] - Rat tissue extracts (50 ug) was separated by 10 % SDS-PAGE, and the membrane was blotted with Calcineurin A antibody diluted by 1:3000.



Western Blot: Calcineurin A Antibody [NBP2-15663] - Non-transfected (-) and Calcineurin A-transfected (+,) 293T whole cell extracts (30 ug) were separated by 10% SDS-PAGE, and the membrane was blotted with Calcineurin A antibody at a dilution of 1:5000.



Immunocytochemistry/ Immunofluorescence: Calcineurin A Antibody [NBP2-15663] - Calcineurin A antibody detects Calcineurin A protein by immunofluorescent analysis. Sample: DIV9 rat E18 primary cortical neuron cells were fixed in 4% paraformaldehyde at RT for 15 min. Green: Calcineurin A stained by Calcineurin A antibody (NBP2-15663) diluted at 1:500. Red: beta Tubulin 3/ Tuj1, stained by beta Tubulin 3/ Tuj1 antibody [GT1338] diluted at 1:500. Blue: Fluoroshield with DAPI .





Novus Biologicals USA

10730 E. Briarwood Avenue
Centennial, CO 80112
USA
Phone: 303.730.1950
Toll Free: 1.888.506.6887
Fax: 303.730.1966
nb-customerservice@bio-techne.com

Bio-Techne Canada

21 Canmotor Ave
Toronto, ON M8Z 4E6
Canada
Phone: 905.827.6400
Toll Free: 855.668.8722
Fax: 905.827.6402
canada.inquires@bio-techne.com

Bio-Techne Ltd

19 Barton Lane
Abingdon Science Park
Abingdon, OX14 3NB, United Kingdom
Phone: (44) (0) 1235 529449
Free Phone: 0800 37 34 15
Fax: (44) (0) 1235 533420
info.EMEA@bio-techne.com

General Contact Information

www.novusbio.com
Technical Support: nb-technical@bio-techne.com
Orders: nb-customerservice@bio-techne.com
General: novus@novusbio.com

Products Related to NBP2-15663

HAF008	Goat anti-Rabbit IgG Secondary Antibody [HRP]
NB7160	Goat anti-Rabbit IgG (H+L) Secondary Antibody [HRP]
NBP2-24891	Rabbit IgG Isotype Control
NBP1-50945-0.01mg	Recombinant Human Calcineurin A His Protein

Limitations

This product is for research use only and is not approved for use in humans or in clinical diagnosis. Primary Antibodies are guaranteed for 1 year from date of receipt.

For more information on our 100% guarantee, please visit www.novusbio.com/guarantee

Earn gift cards/discounts by submitting a review: www.novusbio.com/reviews/submit/NBP2-15663

Earn gift cards/discounts by submitting a publication using this product:
www.novusbio.com/publications

