

# Product Datasheet

## Cadherin-11 Antibody - BSA Free NBP2-15661

Unit Size: 0.1 ml

Aliquot and store at -20C or -80C. Avoid freeze-thaw cycles.

[www.novusbio.com](http://www.novusbio.com)



[technical@novusbio.com](mailto:technical@novusbio.com)

### Publications: 2

Protocols, Publications, Related Products, Reviews, Research Tools and Images at:  
[www.novusbio.com/NBP2-15661](http://www.novusbio.com/NBP2-15661)

Updated 2/23/2025 v.20.1

Earn rewards for product  
reviews and publications.

Submit a publication at [www.novusbio.com/publications](http://www.novusbio.com/publications)

Submit a review at [www.novusbio.com/reviews/destination/NBP2-15661](http://www.novusbio.com/reviews/destination/NBP2-15661)



**NBP2-15661**

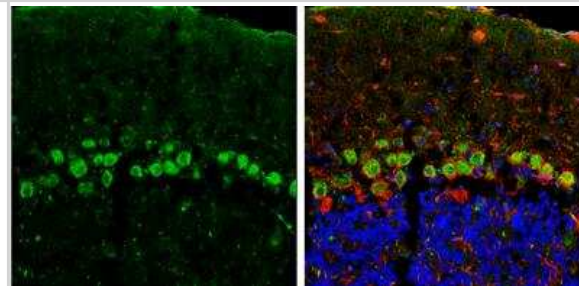
Cadherin-11 Antibody - BSA Free

<b>Product Information</b>	
<b>Unit Size</b>	0.1 ml
<b>Concentration</b>	Concentrations vary lot to lot. See vial label for concentration. If unlisted please contact technical services.
<b>Storage</b>	Aliquot and store at -20C or -80C. Avoid freeze-thaw cycles.
<b>Clonality</b>	Polyclonal
<b>Preservative</b>	0.025% Proclin 300
<b>Isotype</b>	IgG
<b>Purity</b>	Antigen Affinity-purified
<b>Buffer</b>	PBS, 20% Glycerol
<b>Target Molecular Weight</b>	88 kDa
<b>Product Description</b>	
<b>Host</b>	Rabbit
<b>Gene ID</b>	1009
<b>Gene Symbol</b>	CDH11
<b>Species</b>	Human, Mouse
<b>Reactivity Notes</b>	Xenopus laevis (92%), Zebrafish (82%).
<b>Immunogen</b>	Recombinant protein encompassing a sequence within the center region of human Cadherin-11. The exact sequence is proprietary.
<b>Product Application Details</b>	
<b>Applications</b>	Western Blot, Immunohistochemistry, Immunohistochemistry-Frozen, Immunohistochemistry-Paraffin
<b>Recommended Dilutions</b>	Western Blot 1:500-1:3000, Immunohistochemistry 1:100-1:1000, Immunohistochemistry-Paraffin 1:100-1:1000, Immunohistochemistry-Frozen 1:100-1:1000




## Images

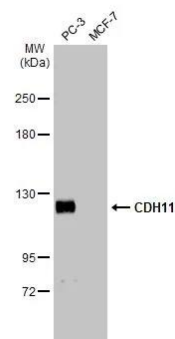
Immunohistochemistry-Frozen: Cadherin-11 Antibody [NBP2-15661] - Frozen-sectioned adult mouse cerebellum. Green: CDH11 stained by CDH11 antibody diluted at 1:250. Red: NF-H, stained by NF-H antibody [114] diluted at 1:500. Blue: Fluoroshield with DAPI.



Western Blot: Cadherin-11 Antibody [NBP2-15661] - Mouse tissue extract (50 ug) was separated by 5% SDS-PAGE, and the membrane was blotted with Cadherin-11 antibody (NBP2-15661) diluted at 1:1000. The HRP-conjugated anti-rabbit IgG antibody was used to detect the primary antibody, and the signal was developed with Trident ECL plus-Enhanced.



Western Blot: Cadherin-11 Antibody [NBP2-15661] - Various whole cell extracts (30 ug) were separated by 5% SDS-PAGE, and the membrane was blotted with Cadherin-11 antibody (NBP2-15661) diluted at 1:500. The HRP-conjugated anti-rabbit IgG antibody was used to detect the primary antibody.



## Publications

Han H, Xing J, Chen W et al. Fluorinated polyamidoamine dendrimer-mediated miR-23b delivery for the treatment of experimental rheumatoid arthritis in rats Nature communications 2023-02-20 [PMID: 36805456] (IHC, Mouse)

Hosein A N, Huang H et al. Cellular heterogeneity during mouse pancreatic ductal adenocarcinoma progression at single-cell resolution. JCI Insight 2019-07-23 [PMID: 31335328] (IF/IHC, Mouse)



### **Novus Biologicals USA**

10730 E. Briarwood Avenue  
Centennial, CO 80112  
USA  
Phone: 303.730.1950  
Toll Free: 1.888.506.6887  
Fax: 303.730.1966  
nb-customerservice@bio-techne.com

### **Bio-Techne Canada**

21 Canmotor Ave  
Toronto, ON M8Z 4E6  
Canada  
Phone: 905.827.6400  
Toll Free: 855.668.8722  
Fax: 905.827.6402  
canada.inquires@bio-techne.com

### **Bio-Techne Ltd**

19 Barton Lane  
Abingdon Science Park  
Abingdon, OX14 3NB, United Kingdom  
Phone: (44) (0) 1235 529449  
Free Phone: 0800 37 34 15  
Fax: (44) (0) 1235 533420  
info.EMEA@bio-techne.com

### **General Contact Information**

www.novusbio.com  
Technical Support: nb-technical@bio-techne.com  
Orders: nb-customerservice@bio-techne.com  
General: novus@novusbio.com

### **Products Related to NBP2-15661**

---

HAF008	Goat anti-Rabbit IgG Secondary Antibody [HRP]
NB7160	Goat anti-Rabbit IgG (H+L) Secondary Antibody [HRP]
NBP2-24891	Rabbit IgG Isotype Control
NBP2-22722	Recombinant Human Cadherin-11 His Protein

---

### **Limitations**

This product is for research use only and is not approved for use in humans or in clinical diagnosis. Primary Antibodies are guaranteed for 1 year from date of receipt.

For more information on our 100% guarantee, please visit [www.novusbio.com/guarantee](http://www.novusbio.com/guarantee)

Earn gift cards/discounts by submitting a review: [www.novusbio.com/reviews/submit/NBP2-15661](http://www.novusbio.com/reviews/submit/NBP2-15661)

Earn gift cards/discounts by submitting a publication using this product:  
[www.novusbio.com/publications](http://www.novusbio.com/publications)

