

Product Datasheet

ARS2 Antibody - BSA Free NBP2-15473

Unit Size: 0.1 ml

Aliquot and store at -20C or -80C. Avoid freeze-thaw cycles.

www.novusbio.com



technical@novusbio.com

Publications: 2

Protocols, Publications, Related Products, Reviews, Research Tools and Images at:
www.novusbio.com/NBP2-15473

Updated 9/9/2025 v.20.1

Earn rewards for product
reviews and publications.

Submit a publication at www.novusbio.com/publications

Submit a review at www.novusbio.com/reviews/destination/NBP2-15473



NBP2-15473

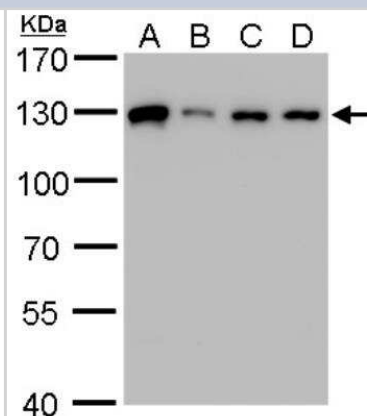
ARS2 Antibody - BSA Free

Product Information	
Unit Size	0.1 ml
Concentration	Concentrations vary lot to lot. See vial label for concentration. If unlisted please contact technical services.
Storage	Aliquot and store at -20C or -80C. Avoid freeze-thaw cycles.
Clonality	Polyclonal
Preservative	0.01% Thimerosal
Isotype	IgG
Purity	Antigen Affinity-purified
Buffer	0.1M Tris (pH 7), 0.1M Glycine, 20% Glycerol
Target Molecular Weight	101 kDa
Product Description	
Description	Novus Biologicals Rabbit ARS2 Antibody - BSA Free (NBP2-15473) is a polyclonal antibody validated for use in IHC, WB, ICC/IF and IP. Anti-ARS2 Antibody: Cited in 2 publications. All Novus Biologicals antibodies are covered by our 100% guarantee.
Host	Rabbit
Gene ID	51593
Gene Symbol	SRRT
Species	Human
Reactivity Notes	Immunogen displays the following percentage of sequence identity for non-tested species: Zebrafish (81%).
Immunogen	Recombinant protein encompassing a sequence within the N-terminus region of human ARS2. The exact sequence is proprietary.
Product Application Details	
Applications	Western Blot, Immunohistochemistry-Paraffin, Immunocytochemistry/Immunofluorescence, Immunohistochemistry, Immunoprecipitation
Recommended Dilutions	Western Blot 1:1000-1:20000, Immunohistochemistry 1:100-1:1000, Immunocytochemistry/ Immunofluorescence 1:100-1:1000, Immunoprecipitation, Immunohistochemistry-Paraffin 1:100-1:1000

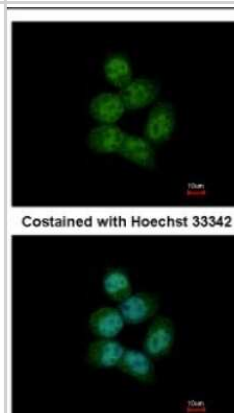


Images

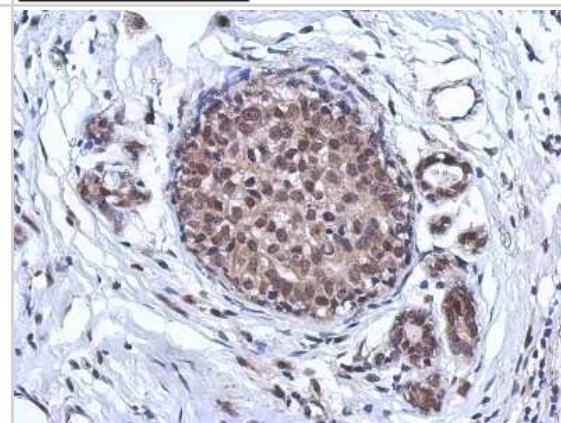
Western Blot: ARS2 Antibody [NBP2-15473] - A. 30 ug 293T whole cell lysate/extract B. 30 ug A431 whole cell lysate/extract C. 30 ug HeLa whole cell lysate/extract D. 30 ug HepG2 whole cell lysate/extract 7.5 % SDS-PAGE ARS2 antibody dilution: 1:1000



Immunocytochemistry/Immunofluorescence: ARS2 Antibody [NBP2-15473] - Immunofluorescence analysis of paraformaldehyde-fixed A431, using antibody at 1:500 dilution.



Immunohistochemistry-Paraffin: ARS2 Antibody [NBP2-15473] - Immunohistochemical analysis of paraffin-embedded Breast ca, using antibody at 1:500 dilution.



Publications

Shankar K. Revu, Wenjuan Yang, Dhivyaa Rajasundaram, Alexander Brady, Saikat Majumder, Sarah L. Gaffen, William Hawse, Zongqi Xia, Mandy J. McGeachy Human IL-17A protein production is controlled through a PIP5K1 α -dependent translational checkpoint *Science signaling* 2024-02-21 [PMID: 37874883]

Ke X, Pang Y, Chen K et al. Knockdown of arsenic resistance protein 2 inhibits human glioblastoma cell proliferation through the MAPK/ERK pathway *Oncol Rep* 2018-10-09 [PMID: 30542699] (IF/IHC, Human)



Novus Biologicals USA

10730 E. Briarwood Avenue
Centennial, CO 80112
USA
Phone: 303.730.1950
Toll Free: 1.888.506.6887
Fax: 303.730.1966
nb-customerservice@bio-techne.com

Bio-Techne Canada

21 Canmotor Ave
Toronto, ON M8Z 4E6
Canada
Phone: 905.827.6400
Toll Free: 855.668.8722
Fax: 905.827.6402
canada.inquires@bio-techne.com

Bio-Techne Ltd

19 Barton Lane
Abingdon Science Park
Abingdon, OX14 3NB, United Kingdom
Phone: (44) (0) 1235 529449
Free Phone: 0800 37 34 15
Fax: (44) (0) 1235 533420
info.EMEA@bio-techne.com

General Contact Information

www.novusbio.com
Technical Support: nb-technical@bio-techne.com
Orders: nb-customerservice@bio-techne.com
General: novus@novusbio.com

Products Related to NBP2-15473

HAF008	Goat anti-Rabbit IgG Secondary Antibody [HRP]
NB7160	Goat anti-Rabbit IgG (H+L) Secondary Antibody [HRP]
NBP2-24891	Rabbit IgG Isotype Control
NBP2-58433PEP	ARS2 Recombinant Protein Antigen

Limitations

This product is for research use only and is not approved for use in humans or in clinical diagnosis. Primary Antibodies are guaranteed for 1 year from date of receipt.

For more information on our 100% guarantee, please visit www.novusbio.com/guarantee

Earn gift cards/discounts by submitting a review: www.novusbio.com/reviews/submit/NBP2-15473

Earn gift cards/discounts by submitting a publication using this product:
www.novusbio.com/publications

