

Product Datasheet

AdipoR1 Antibody - BSA Free

NBP2-15300

Unit Size: 0.1 ml

Aliquot and store at -20C or -80C. Avoid freeze-thaw cycles.

www.novusbio.com



technical@novusbio.com

Protocols, Publications, Related Products, Reviews, Research Tools and Images at:
www.novusbio.com/NBP2-15300

Updated 9/9/2025 v.20.1

Earn rewards for product
reviews and publications.

Submit a publication at www.novusbio.com/publications

Submit a review at www.novusbio.com/reviews/destination/NBP2-15300



NBP2-15300

AdipoR1 Antibody - BSA Free

Product Information

Unit Size	0.1 ml
Concentration	Concentrations vary lot to lot. See vial label for concentration. If unlisted please contact technical services.
Storage	Aliquot and store at -20C or -80C. Avoid freeze-thaw cycles.
Clonality	Polyclonal
Preservative	0.025% Proclin 300
Isotype	IgG
Purity	Antigen Affinity-purified
Buffer	PBS, 20% Glycerol
Target Molecular Weight	43 kDa

Product Description

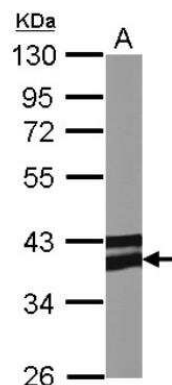
Description	Novus Biologicals Rabbit AdipoR1 Antibody - BSA Free (NBP2-15300) is a polyclonal antibody validated for use in IHC and WB. All Novus Biologicals antibodies are covered by our 100% guarantee.
Host	Rabbit
Gene ID	51094
Gene Symbol	ADIPOR1
Species	Human, Mouse, Rat, Zebrafish
Immunogen	Carrier-protein conjugated synthetic peptide encompassing a sequence within the C-terminus region of human AdipoR1. The exact sequence is proprietary.

Product Application Details

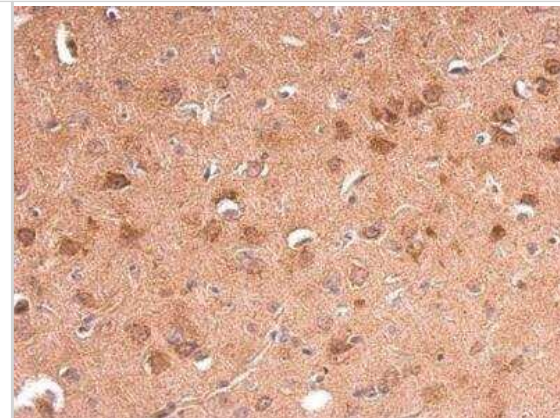
Applications	Western Blot, Immunohistochemistry-Paraffin, Immunohistochemistry
Recommended Dilutions	Western Blot 1:500-1:3000, Immunohistochemistry 1:100-1:1000, Immunohistochemistry-Paraffin 1:100-1:1000

Images


Western Blot: AdipoR1 Antibody [NBP2-15300] - Sample (50 ug of whole cell lysate) A: rat muscle 10% SDS PAGE diluted at 1:1000 The HRP-conjugated anti-rabbit IgG antibody (NBP2-19301) was used to detect the primary antibody.




Immunohistochemistry-Paraffin: AdipoR1 Antibody [NBP2-15300] - Mouse fore brain. Adiponectin Receptor 1 antibody [C2C3], C-term diluted at 1:500. Antigen Retrieval: Trilogy™ (EDTA based, pH 8.0) buffer, 15min.



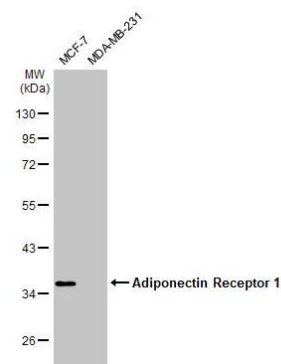
Western Blot: AdipoR1 Antibody [NBP2-15300] - Sample (50 ug of whole cell lysate) A: mouse white adipose tissue 10% SDS PAGE; antibody diluted at 1:1000.




Western Blot: AdipoR1 Antibody [NBP2-15300] - Mouse tissue extracts (50 ug) was separated by 10% SDS-PAGE, and the membrane was blotted with Adiponectin Receptor 1 antibody diluted by 1:500. The HRP-conjugated anti-rabbit IgG antibody (NBP2-19301) was used to detect the primary antibody.



Western Blot: AdipoR1 Antibody [NBP2-15300] - Various whole cell extracts (30 ug) were separated by 10% SDS-PAGE, and the membrane was blotted with AdipoR1 antibody [C2C3], C-term (NBP2-15300) diluted at 1:1000. The HRP-conjugated anti-rabbit IgG antibody was used to detect the primary antibody.



Western Blot: AdipoR1 Antibody [NBP2-15300] - Various tissue extracts (30 ug) were separated by 10% SDS-PAGE, and the membrane was blotted with AdipoR1 antibody [C2C3], C-term (NBP2-15300) diluted at 1:500.





Novus Biologicals USA

10730 E. Briarwood Avenue
Centennial, CO 80112
USA
Phone: 303.730.1950
Toll Free: 1.888.506.6887
Fax: 303.730.1966
nb-customerservice@bio-techne.com

Bio-Techne Canada

21 Canmotor Ave
Toronto, ON M8Z 4E6
Canada
Phone: 905.827.6400
Toll Free: 855.668.8722
Fax: 905.827.6402
canada.inquires@bio-techne.com

Bio-Techne Ltd

19 Barton Lane
Abingdon Science Park
Abingdon, OX14 3NB, United Kingdom
Phone: (44) (0) 1235 529449
Free Phone: 0800 37 34 15
Fax: (44) (0) 1235 533420
info.EMEA@bio-techne.com

General Contact Information

www.novusbio.com
Technical Support: nb-technical@bio-techne.com
Orders: nb-customerservice@bio-techne.com
General: novus@novusbio.com

Products Related to NBP2-15300

HAF008	Goat anti-Rabbit IgG Secondary Antibody [HRP]
NB7160	Goat anti-Rabbit IgG (H+L) Secondary Antibody [HRP]
NBP2-24891	Rabbit IgG Isotype Control
H00051094-P01-2ug	Recombinant Human AdipoR1 GST (N-Term) Protein

Limitations

This product is for research use only and is not approved for use in humans or in clinical diagnosis. Primary Antibodies are guaranteed for 1 year from date of receipt.

For more information on our 100% guarantee, please visit www.novusbio.com/guarantee

Earn gift cards/discounts by submitting a review: www.novusbio.com/reviews/submit/NBP2-15300

Earn gift cards/discounts by submitting a publication using this product:
www.novusbio.com/publications

