

# Product Datasheet

## RAR gamma/NR1B3 Antibody

### NBP2-15098

Unit Size: 0.1 ml

Aliquot and store at -20C or -80C. Avoid freeze-thaw cycles.

[www.novusbio.com](http://www.novusbio.com)



[technical@novusbio.com](mailto:technical@novusbio.com)

Protocols, Publications, Related Products, Reviews, Research Tools and Images at:  
[www.novusbio.com/NBP2-15098](http://www.novusbio.com/NBP2-15098)

Updated 10/23/2024 v.20.1

Earn rewards for product  
reviews and publications.

Submit a publication at [www.novusbio.com/publications](http://www.novusbio.com/publications)

Submit a review at [www.novusbio.com/reviews/destination/NBP2-15098](http://www.novusbio.com/reviews/destination/NBP2-15098)



**NBP2-15098**

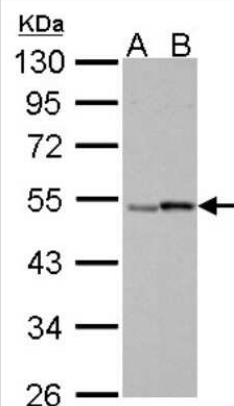
RAR gamma/NR1B3 Antibody

Product Information	
Unit Size	0.1 ml
Concentration	Concentrations vary lot to lot. See vial label for concentration. If unlisted please contact technical services.
Storage	Aliquot and store at -20C or -80C. Avoid freeze-thaw cycles.
Clonality	Polyclonal
Preservative	0.01% Thimerosal
Isotype	IgG
Purity	Antigen Affinity-purified
Buffer	PBS (pH 7), 20% Glycerol, 1% BSA
Target Molecular Weight	50 kDa
Product Description	
Host	Rabbit
Gene ID	5916
Gene Symbol	RARG
Species	Human, Mouse
Immunogen	Recombinant protein encompassing a sequence within the center region of human RAR gamma/NR1B3. The exact sequence is proprietary.
Product Application Details	
Applications	Western Blot
Recommended Dilutions	Western Blot 1:500-1:3000




## Images

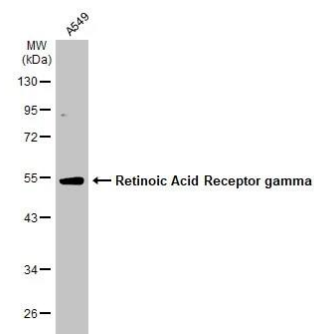
Western Blot: Retinoic Acid Receptor gamma Antibody [NBP2-15098] - A. 30 ug A549 whole cell lysate/extract, B. 30 ug HCT116 whole cell lysate/extract 10 % SDS-PAGE gel, antibody dilution 1:1000.



Western Blot: Retinoic Acid Receptor gamma Antibody [NBP2-15098] - 30 ug Neuro2A whole cell lysate/extract 10% SDS-PAGE gel, antibody dilution 1:1000.



Western Blot: RAR gamma/NR1B3 Antibody [NBP2-15098] - Whole cell extract (30 ug) was separated by 10% SDS-PAGE, and the membrane was blotted with RAR gamma/NR1B3 antibody (NBP2-15098) diluted at 1:1000. The HRP-conjugated anti-rabbit IgG antibody was used to detect the primary antibody.





### **Novus Biologicals USA**

10730 E. Briarwood Avenue  
Centennial, CO 80112  
USA  
Phone: 303.730.1950  
Toll Free: 1.888.506.6887  
Fax: 303.730.1966  
nb-customerservice@bio-techne.com

### **Bio-Techne Canada**

21 Canmotor Ave  
Toronto, ON M8Z 4E6  
Canada  
Phone: 905.827.6400  
Toll Free: 855.668.8722  
Fax: 905.827.6402  
canada.inquires@bio-techne.com

### **Bio-Techne Ltd**

19 Barton Lane  
Abingdon Science Park  
Abingdon, OX14 3NB, United Kingdom  
Phone: (44) (0) 1235 529449  
Free Phone: 0800 37 34 15  
Fax: (44) (0) 1235 533420  
info.EMEA@bio-techne.com

### **General Contact Information**

[www.novusbio.com](http://www.novusbio.com)  
Technical Support: nb-technical@bio-techne.com  
Orders: nb-customerservice@bio-techne.com  
General: novus@novusbio.com

### **Products Related to NBP2-15098**

---

HAF008	Goat anti-Rabbit IgG Secondary Antibody [HRP]
NB7160	Goat anti-Rabbit IgG (H+L) Secondary Antibody [HRP]
NBP2-24891	Rabbit IgG Isotype Control
H00005916-Q01-10ug	Recombinant Human RAR gamma/NR1B3 GST (N-Term) Protein

---

### **Limitations**

This product is for research use only and is not approved for use in humans or in clinical diagnosis. Primary Antibodies are guaranteed for 1 year from date of receipt.

For more information on our 100% guarantee, please visit [www.novusbio.com/guarantee](http://www.novusbio.com/guarantee)

Earn gift cards/discounts by submitting a review: [www.novusbio.com/reviews/submit/NBP2-15098](http://www.novusbio.com/reviews/submit/NBP2-15098)

Earn gift cards/discounts by submitting a publication using this product:  
[www.novusbio.com/publications](http://www.novusbio.com/publications)

