

# Product Datasheet

## Influenza A H1N1 M1 Antibody - (A/Puerto Rico/8/1934) - BSA Free NBP2-14995

Unit Size: 0.1 ml

Aliquot and store at -20C or -80C. Avoid freeze-thaw cycles.

[www.novusbio.com](http://www.novusbio.com)



[technical@novusbio.com](mailto:technical@novusbio.com)

### Publications: 1

Protocols, Publications, Related Products, Reviews, Research Tools and Images at:  
[www.novusbio.com/NBP2-14995](http://www.novusbio.com/NBP2-14995)

Updated 9/25/2025 v.20.1

Earn rewards for product  
reviews and publications.

Submit a publication at [www.novusbio.com/publications](http://www.novusbio.com/publications)

Submit a review at [www.novusbio.com/reviews/destination/NBP2-14995](http://www.novusbio.com/reviews/destination/NBP2-14995)



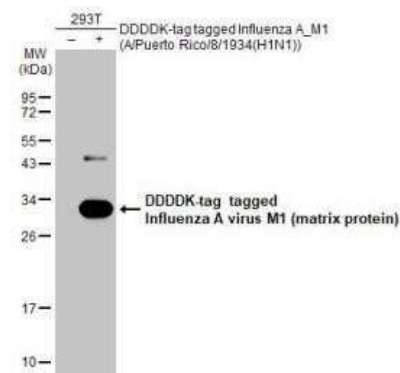
**NBP2-14995**

Influenza A H1N1 M1 Antibody - (A/Puerto Rico/8/1934) - BSA Free

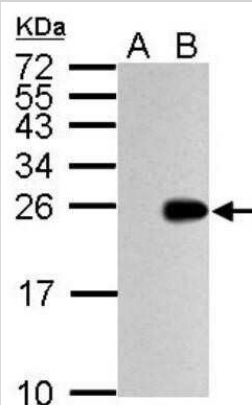
<b>Product Information</b>	
<b>Unit Size</b>	0.1 ml
<b>Concentration</b>	Concentrations vary lot to lot. See vial label for concentration. If unlisted please contact technical services.
<b>Storage</b>	Aliquot and store at -20C or -80C. Avoid freeze-thaw cycles.
<b>Clonality</b>	Polyclonal
<b>Preservative</b>	0.025% Proclin 300
<b>Isotype</b>	IgG
<b>Purity</b>	Antigen Affinity-purified
<b>Buffer</b>	PBS, 20% Glycerol
<b>Target Molecular Weight</b>	28 kDa
<b>Product Description</b>	
<b>Description</b>	Novus Biologicals Rabbit Influenza A H1N1 M1 Antibody - (A/Puerto Rico/8/1934) - BSA Free (NBP2-14995) is a polyclonal antibody validated for use in WB and ICC/IF. Anti-Influenza A H1N1 M1 Antibody: Cited in 1 publication. All Novus Biologicals antibodies are covered by our 100% guarantee.
<b>Host</b>	Rabbit
<b>Species</b>	Virus
<b>Specificity/Sensitivity</b>	Influenza A H1N1 M1. (A/Puerto Rico/8/1934)
<b>Immunogen</b>	Recombinant protein encompassing a sequence within the C-terminus region of Influenza A H1N1 M1 (A/Puerto Rico/8/1934(H1N1)). The exact sequence is proprietary.
<b>Product Application Details</b>	
<b>Applications</b>	Western Blot, Immunocytochemistry/ Immunofluorescence
<b>Recommended Dilutions</b>	Western Blot 1:1000-1:10000, Immunocytochemistry/ Immunofluorescence
<b>Application Notes</b>	ICC/IF- Assay-dependent dilution

## Images

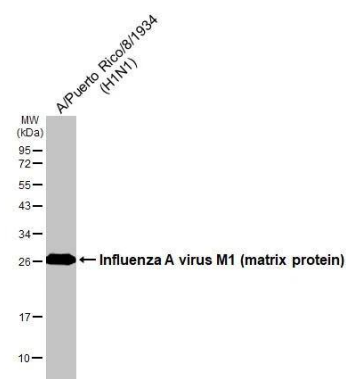
Western Blot: Influenza A H1N1 M1 Antibody - (A/Puerto Rico/8/1934) [NBP2-14995] - Non-transfected (-) and transfected (+) 293T whole cell extracts (30 ug) were separated by 12% SDS-PAGE, and the membrane was blotted with Influenza A M1 (matrix protein) antibody diluted at 1:5000. The HRP-conjugated anti-rabbit IgG antibody (NBP2-19301) was used to detect the primary antibody.



Western Blot: Influenza A H1N1 M1 Antibody - (A/Puerto Rico/8/1934) [NBP2-14995] - Sample (50 ug of whole cell lysate) A: mock DF-1 cell lysates B: WSN-infected DF-1 cell lysates 15% SDS PAGE; antibody diluted at 1:5000.



Influenza A (H1N1) viral lysate (0.5 ug) was separated by 12% SDS-PAGE, and the membrane was blotted with Influenza A virus M1 (matrix protein) antibody (NBP2-14995) diluted at 1:5000. The HRP-conjugated anti-rabbit IgG antibody was used to detect the primary antibody.



## Publications

Si L, Shen Q, Li J et al. Generation of a live attenuated influenza A vaccine by proteolysis targeting Nature biotechnology 2022-07-04 [PMID: 35788567] (WB, ICC/IF, Influenza A Virus H1N1)

Details:

1:1,000 dilution for western blotting, 1:200 dilution for immunofluorescence staining



### **Novus Biologicals USA**

10730 E. Briarwood Avenue  
Centennial, CO 80112  
USA  
Phone: 303.730.1950  
Toll Free: 1.888.506.6887  
Fax: 303.730.1966  
nb-customerservice@bio-techne.com

### **Bio-Techne Canada**

21 Canmotor Ave  
Toronto, ON M8Z 4E6  
Canada  
Phone: 905.827.6400  
Toll Free: 855.668.8722  
Fax: 905.827.6402  
canada.inquires@bio-techne.com

### **Bio-Techne Ltd**

19 Barton Lane  
Abingdon Science Park  
Abingdon, OX14 3NB, United Kingdom  
Phone: (44) (0) 1235 529449  
Free Phone: 0800 37 34 15  
Fax: (44) (0) 1235 533420  
info.EMEA@bio-techne.com

### **General Contact Information**

www.novusbio.com  
Technical Support: nb-technical@bio-techne.com  
Orders: nb-customerservice@bio-techne.com  
General: novus@novusbio.com

### **Products Related to NBP2-14995**

---

NBP2-33376H	Blue Marker Antibody (6F4-F6) [HRP]
HAF008	Goat anti-Rabbit IgG Secondary Antibody [HRP]
NB7160	Goat anti-Rabbit IgG (H+L) Secondary Antibody [HRP]
NBP2-24891	Rabbit IgG Isotype Control

---

### **Limitations**

This product is for research use only and is not approved for use in humans or in clinical diagnosis. Primary Antibodies are guaranteed for 1 year from date of receipt.

For more information on our 100% guarantee, please visit [www.novusbio.com/guarantee](http://www.novusbio.com/guarantee)

Earn gift cards/discounts by submitting a review: [www.novusbio.com/reviews/submit/NBP2-14995](http://www.novusbio.com/reviews/submit/NBP2-14995)

Earn gift cards/discounts by submitting a publication using this product:  
[www.novusbio.com/publications](http://www.novusbio.com/publications)

