

# Product Datasheet

## **beta-1,4-Galactosyltransferase 2/B4GalT2 Antibody - BSA Free NBP2-14342**

Unit Size: 0.1 ml

Store at 4C short term. Aliquot and store at -20C long term. Avoid freeze-thaw cycles.

[www.novusbio.com](http://www.novusbio.com)



[technical@novusbio.com](mailto:technical@novusbio.com)

Protocols, Publications, Related Products, Reviews, Research Tools and Images at:  
[www.novusbio.com/NBP2-14342](http://www.novusbio.com/NBP2-14342)

Updated 2/23/2025 v.20.1

Earn rewards for product  
reviews and publications.

Submit a publication at [www.novusbio.com/publications](http://www.novusbio.com/publications)

Submit a review at [www.novusbio.com/reviews/destination/NBP2-14342](http://www.novusbio.com/reviews/destination/NBP2-14342)



**NBP2-14342**


beta-1,4-Galactosyltransferase 2/B4GalT2 Antibody - BSA Free

| Product Information         |  |
|-----------------------------|--|
| Unit Size                   | 0.1 ml   |
| Concentration               | Concentrations vary lot to lot. See vial label for concentration. If unlisted please contact technical services.   |
| Storage                     | Store at 4C short term. Aliquot and store at -20C long term. Avoid freeze-thaw cycles.   |
| Clonality                   | Polyclonal   |
| Preservative                | 0.02% Sodium Azide   |
| Isotype                     | IgG  |
| Purity                      | Immunogen affinity purified  |
| Buffer                      | PBS (pH 7.2) and 40% Glycerol  |
| Product Description         |  |
| Host                        | Rabbit   |
| Gene ID                     | 8704   |
| Gene Symbol                 | B4GALT2  |
| Species                     | Human  |
| Immunogen                   | This antibody was developed against a recombinant protein corresponding to the amino acids:<br>LPPCPDSPPGLVGRLLIEFTSPMPLERVQRENPGVLMGGRYTPPDCTPAQTVA<br>VIIPFRHREH |
| Product Application Details |  |
| Applications                | Western Blot, Immunohistochemistry, Immunohistochemistry-Paraffin  |
| Recommended Dilutions       | Western Blot 0.04-0.4 ug/ml, Immunohistochemistry 1:50 - 1:200, Immunohistochemistry-Paraffin 1:50 - 1:200   |
| Application Notes           | For IHC-Paraffin, HIER pH 6 retrieval is recommended.  |

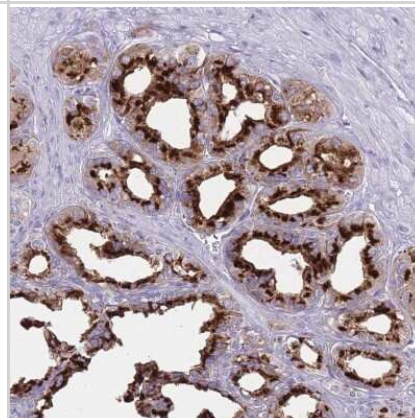


## Images

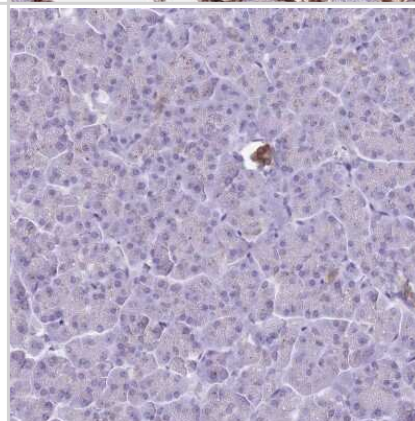
Western Blot: beta-1,4-Galactosyltransferase 2/B4GalT2 Antibody [NBP2-14342] - Lane 1: Marker [kDa] 250, 130, 95, 72, 55, 36, 28, 17, 10. Lane 2: Human cell line RT-4. Lane 3: Human cell line U-251MG sp. Lane 4: Human plasma (IgG/HSA depleted). Lane 5: Human liver tissue



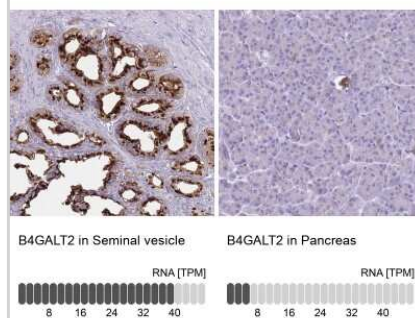
Immunohistochemistry-Paraffin: beta-1,4-Galactosyltransferase 2/B4GalT2 Antibody [NBP2-14342] - Staining of human seminal vesicle shows high expression.



Immunohistochemistry-Paraffin: beta-1,4-Galactosyltransferase 2/B4GalT2 Antibody [NBP2-14342] - Staining of human pancreas shows low expression as expected.



Immunohistochemistry-Paraffin: beta-1,4-Galactosyltransferase 2/B4GalT2 Antibody [NBP2-14342] - Staining in human seminal vesicle and pancreas tissues using anti-B4GALT2 antibody. Corresponding B4GALT2 RNA-seq data are presented for the same tissues.





### **Novus Biologicals USA**

10730 E. Briarwood Avenue  
Centennial, CO 80112  
USA  
Phone: 303.730.1950  
Toll Free: 1.888.506.6887  
Fax: 303.730.1966  
nb-customerservice@bio-techne.com

### **Bio-Techne Canada**

21 Canmotor Ave  
Toronto, ON M8Z 4E6  
Canada  
Phone: 905.827.6400  
Toll Free: 855.668.8722  
Fax: 905.827.6402  
canada.inquires@bio-techne.com

### **Bio-Techne Ltd**

19 Barton Lane  
Abingdon Science Park  
Abingdon, OX14 3NB, United Kingdom  
Phone: (44) (0) 1235 529449  
Free Phone: 0800 37 34 15  
Fax: (44) (0) 1235 533420  
info.EMEA@bio-techne.com

### **General Contact Information**

www.novusbio.com  
Technical Support: nb-technical@bio-techne.com  
Orders: nb-customerservice@bio-techne.com  
General: novus@novusbio.com

### **Products Related to NBP2-14342**

---

|               |  |
|---------------|--|
| NBP2-14342PEP | beta-1,4-Galactosyltransferase 2/B4GalT2 Recombinant Protein Antigen |
| HAF008        | Goat anti-Rabbit IgG Secondary Antibody [HRP]                        |
| NB7160        | Goat anti-Rabbit IgG (H+L) Secondary Antibody [HRP]                  |
| NBP2-24891    | Rabbit IgG Isotype Control   |

---

### **Limitations**

This product is for research use only and is not approved for use in humans or in clinical diagnosis. Primary Antibodies are guaranteed for 1 year from date of receipt.

For more information on our 100% guarantee, please visit [www.novusbio.com/guarantee](http://www.novusbio.com/guarantee)

Earn gift cards/discounts by submitting a review: [www.novusbio.com/reviews/submit/NBP2-14342](http://www.novusbio.com/reviews/submit/NBP2-14342)

Earn gift cards/discounts by submitting a publication using this product:  
[www.novusbio.com/publications](http://www.novusbio.com/publications)

