

Product Datasheet

GFR alpha-1/GDNF R alpha-1 Antibody - BSA Free NBP2-14045

Unit Size: 0.1 ml

Store at 4C short term. Aliquot and store at -20C long term. Avoid freeze-thaw cycles.

www.novusbio.com



technical@novusbio.com

Protocols, Publications, Related Products, Reviews, Research Tools and Images at:
www.novusbio.com/NBP2-14045

Updated 2/23/2025 v.20.1

Earn rewards for product
reviews and publications.

Submit a publication at www.novusbio.com/publications

Submit a review at www.novusbio.com/reviews/destination/NBP2-14045



NBP2-14045

GFR alpha-1/GDNF R alpha-1 Antibody - BSA Free

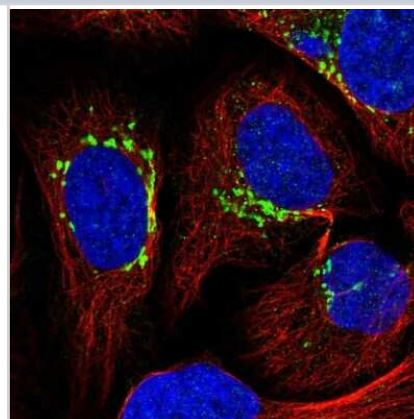
Product Information	
Unit Size	0.1 ml
Concentration	Concentrations vary lot to lot. See vial label for concentration. If unlisted please contact technical services.
Storage	Store at 4C short term. Aliquot and store at -20C long term. Avoid freeze-thaw cycles.
Clonality	Polyclonal
Preservative	0.02% Sodium Azide
Isotype	IgG
Purity	Immunogen affinity purified
Buffer	PBS (pH 7.2) and 40% Glycerol

Product Description	
Host	Rabbit
Gene ID	2674
Gene Symbol	GFRA1
Species	Human
Immunogen	This antibody was developed against Recombinant Protein corresponding to amino acids: IGTVMTPNYIDSSSLSVAPWCDCSNSGNDLEECLKFLNFFKDNTCLK

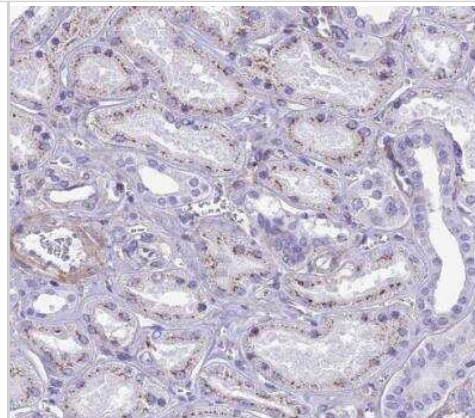
Product Application Details	
Applications	Immunocytochemistry/ Immunofluorescence, Immunohistochemistry, Immunohistochemistry-Paraffin
Recommended Dilutions	Immunohistochemistry 1:200 - 1:500, Immunocytochemistry/ Immunofluorescence 0.25-2 ug/ml, Immunohistochemistry-Paraffin 1:200-1:500
Application Notes	For IHC-Paraffin, HIER pH 6 retrieval is recommended. ICC/IF Fixation Permeabilization: Use PFA/Triton X-100.

Images

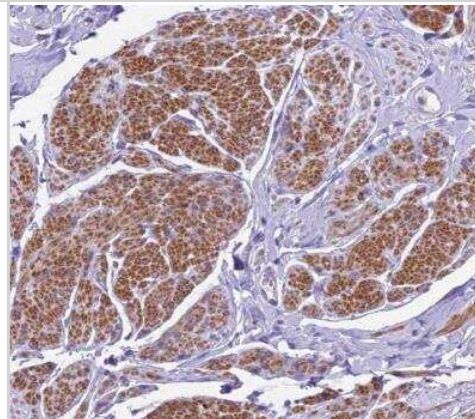
Immunocytochemistry/Immunofluorescence: GFR alpha-1/GDNF R alpha-1 Antibody [NBP2-14045] - Immunofluorescent staining of human cell line U-2 OS shows localization to the Golgi apparatus.



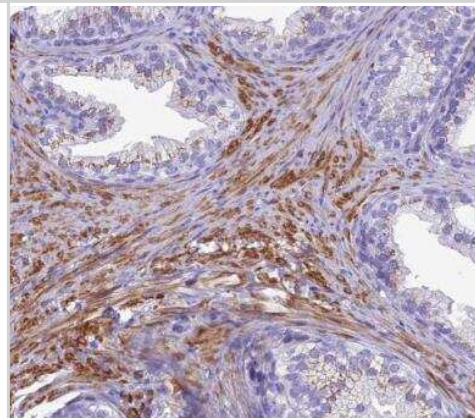
Immunohistochemistry-Paraffin: GFR alpha-1/GDNF R alpha-1 Antibody [NBP2-14045] - Staining of human kidney shows weak granular cytoplasmic positivity in cells in tubules.



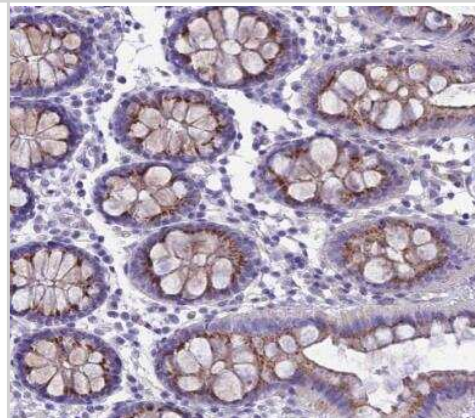
Immunohistochemistry-Paraffin: GFR alpha-1/GDNF R alpha-1 Antibody [NBP2-14045] - Staining of human smooth muscle shows strong granular cytoplasmic positivity in smooth muscle cells.



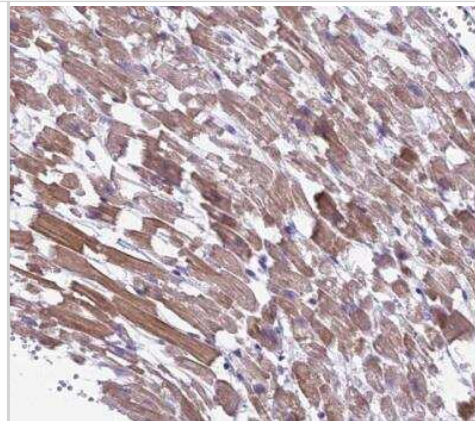
Immunohistochemistry-Paraffin: GFR alpha-1/GDNF R alpha-1 Antibody [NBP2-14045] - Staining of human prostate shows strong granular cytoplasmic positivity in smooth muscle cells.



Immunohistochemistry-Paraffin: GFR alpha-1/GDNF R alpha-1 Antibody [NBP2-14045] - Staining of human colon shows moderate granular cytoplasmic positivity in glandular cells.



Immunohistochemistry-Paraffin: GFR alpha-1/GDNF R alpha-1 Antibody [NBP2-14045] - Staining of human heart muscle shows moderate cytoplasmic positivity in cardiomyocytes.





Novus Biologicals USA

10730 E. Briarwood Avenue
Centennial, CO 80112
USA
Phone: 303.730.1950
Toll Free: 1.888.506.6887
Fax: 303.730.1966
nb-customerservice@bio-techne.com

Bio-Techne Canada

21 Canmotor Ave
Toronto, ON M8Z 4E6
Canada
Phone: 905.827.6400
Toll Free: 855.668.8722
Fax: 905.827.6402
canada.inquires@bio-techne.com

Bio-Techne Ltd

19 Barton Lane
Abingdon Science Park
Abingdon, OX14 3NB, United Kingdom
Phone: (44) (0) 1235 529449
Free Phone: 0800 37 34 15
Fax: (44) (0) 1235 533420
info.EMEA@bio-techne.com

General Contact Information

www.novusbio.com
Technical Support: nb-technical@bio-techne.com
Orders: nb-customerservice@bio-techne.com
General: novus@novusbio.com

Products Related to NBP2-14045

NBP2-14045PEP	GFR alpha-1/GDNF R alpha-1 Recombinant Protein Antigen
HAF008	Goat anti-Rabbit IgG Secondary Antibody [HRP]
NB7160	Goat anti-Rabbit IgG (H+L) Secondary Antibody [HRP]
NBP2-24891	Rabbit IgG Isotype Control

Limitations

This product is for research use only and is not approved for use in humans or in clinical diagnosis. Primary Antibodies are guaranteed for 1 year from date of receipt.

For more information on our 100% guarantee, please visit www.novusbio.com/guarantee

Earn gift cards/discounts by submitting a review: www.novusbio.com/reviews/submit/NBP2-14045

Earn gift cards/discounts by submitting a publication using this product:
www.novusbio.com/publications

