

Product Datasheet

Defensin alpha 4 Antibody - BSA Free NBP2-13910

Unit Size: 0.1 ml

Store at 4C short term. Aliquot and store at -20C long term. Avoid freeze-thaw cycles.

www.novusbio.com



technical@novusbio.com

Publications: 1

Protocols, Publications, Related Products, Reviews, Research Tools and Images at:
www.novusbio.com/NBP2-13910

Updated 12/2/2025 v.20.1

Earn rewards for product
reviews and publications.

Submit a publication at www.novusbio.com/publications

Submit a review at www.novusbio.com/reviews/destination/NBP2-13910



NBP2-13910

Defensin alpha 4 Antibody - BSA Free

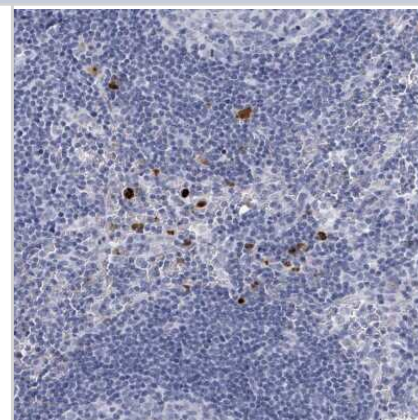
Product Information	
Unit Size	0.1 ml
Concentration	Concentrations vary lot to lot. See vial label for concentration. If unlisted please contact technical services.
Storage	Store at 4C short term. Aliquot and store at -20C long term. Avoid freeze-thaw cycles.
Clonality	Polyclonal
Preservative	0.02% Sodium Azide
Isotype	IgG
Purity	Affinity purified
Buffer	PBS (pH 7.2) and 40% Glycerol

Product Description	
Description	Novus Biologicals Rabbit Defensin alpha 4 Antibody - BSA Free (NBP2-13910) is a polyclonal antibody validated for use in IHC. Anti-Defensin alpha 4 Antibody: Cited in 1 publication. All Novus Biologicals antibodies are covered by our 100% guarantee.
Host	Rabbit
Gene ID	1669
Gene Symbol	DEFA4
Species	Human
Immunogen	This antibody was developed against Recombinant Protein corresponding to amino acids: SSALQVSGSTRGMVCSRLVFCRRTELRVGNCLIGGVVSFTYCCTRVD

Product Application Details	
Applications	Immunohistochemistry-Paraffin, Immunohistochemistry
Recommended Dilutions	Immunohistochemistry 1:20 - 1:50, Immunohistochemistry-Paraffin 1:20 - 1:50
Application Notes	For IHC-Paraffin, HIER pH 6 retrieval is recommended.

Images

Immunohistochemistry-Paraffin: Defensin alpha 4 Antibody [NBP2-13910] - Staining of human lymph node shows positivity in lymphoid cells.



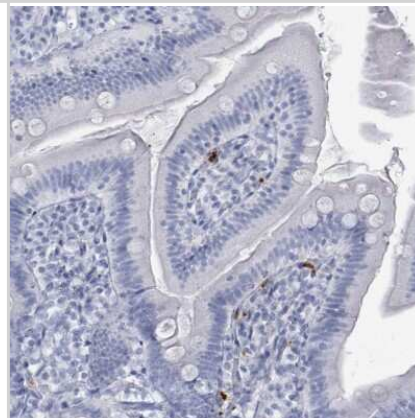
Immunohistochemistry-Paraffin: Defensin alpha 4 Antibody [NBP2-13910] - Staining of human bone marrow shows positivity in hematopoietic cells.



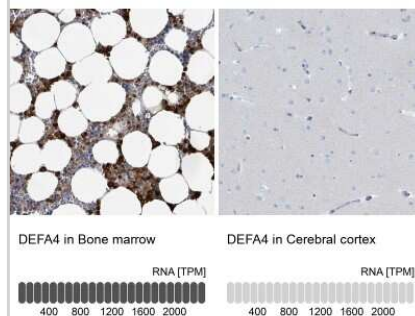
Immunohistochemistry-Paraffin: Defensin alpha 4 Antibody [NBP2-13910] - Staining of human cerebral cortex shows no positivity as expected.



Immunohistochemistry-Paraffin: Defensin alpha 4 Antibody [NBP2-13910] - Staining of human duodenum shows positivity in lymphoid cells.



Immunohistochemistry-Paraffin: Defensin alpha 4 Antibody [NBP2-13910] - Staining in human bone marrow and cerebral cortex tissues . Corresponding DEFA4 RNA-seq data are presented for the same tissues.



Publications

Cox SN, Chiurlia S, Divella C et al. Formalin-fixed paraffin-embedded renal biopsy tissues: an underexploited biospecimen resource for gene expression profiling in IgA nephropathy Scientific reports 2020-09-16 [PMID: 32938960] (IHC-P, Human)



Novus Biologicals USA

10730 E. Briarwood Avenue
Centennial, CO 80112
USA
Phone: 303.730.1950
Toll Free: 1.888.506.6887
Fax: 303.730.1966
nb-customerservice@bio-techne.com

Bio-Techne Canada

21 Canmotor Ave
Toronto, ON M8Z 4E6
Canada
Phone: 905.827.6400
Toll Free: 855.668.8722
Fax: 905.827.6402
canada.inquires@bio-techne.com

Bio-Techne Ltd

19 Barton Lane
Abingdon Science Park
Abingdon, OX14 3NB, United Kingdom
Phone: (44) (0) 1235 529449
Free Phone: 0800 37 34 15
Fax: (44) (0) 1235 533420
info.EMEA@bio-techne.com

General Contact Information

www.novusbio.com
Technical Support: nb-technical@bio-techne.com
Orders: nb-customerservice@bio-techne.com
General: novus@novusbio.com

Products Related to NBP2-13910

NBP2-13910PEP	Defensin alpha 4 Recombinant Protein Antigen
HAF008	Goat anti-Rabbit IgG Secondary Antibody [HRP]
NB7160	Goat anti-Rabbit IgG (H+L) Secondary Antibody [HRP]
NBP2-24891	Rabbit IgG Isotype Control

Limitations

This product is for research use only and is not approved for use in humans or in clinical diagnosis. Primary Antibodies are guaranteed for 1 year from date of receipt.

For more information on our 100% guarantee, please visit www.novusbio.com/guarantee

Earn gift cards/discounts by submitting a review: www.novusbio.com/reviews/submit/NBP2-13910

Earn gift cards/discounts by submitting a publication using this product:
www.novusbio.com/publications

