

Product Datasheet

CYP21A2 Antibody - BSA Free

NBP2-13893

Unit Size: 0.1 ml

Store at 4C short term. Aliquot and store at -20C long term. Avoid freeze-thaw cycles.

www.novusbio.com



technical@novusbio.com

Protocols, Publications, Related Products, Reviews, Research Tools and Images at:
www.novusbio.com/NBP2-13893

Updated 9/9/2025 v.20.1

Earn rewards for product
reviews and publications.

Submit a publication at www.novusbio.com/publications

Submit a review at www.novusbio.com/reviews/destination/NBP2-13893



NBP2-13893

CYP21A2 Antibody - BSA Free

Product Information

Unit Size	0.1 ml
Concentration	Concentrations vary lot to lot. See vial label for concentration. If unlisted please contact technical services.
Storage	Store at 4C short term. Aliquot and store at -20C long term. Avoid freeze-thaw cycles.
Clonality	Polyclonal
Preservative	0.02% Sodium Azide
Isotype	IgG
Purity	Immunogen affinity purified
Buffer	PBS (pH 7.2) and 40% Glycerol

Product Description

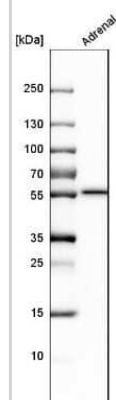
Description	Novus Biologicals Rabbit CYP21A2 Antibody - BSA Free (NBP2-13893) is a polyclonal antibody validated for use in IHC and WB. All Novus Biologicals antibodies are covered by our 100% guarantee.
Host	Rabbit
Gene ID	1589
Gene Symbol	CYP21A2
Species	Human
Immunogen	This antibody was developed against a recombinant protein corresponding to the amino acids: GLTQKFGPIYRLHLGLQDVVVLNSKRTIEEAMVKKWADFAGRPEPLTYKLVSRLN YPDLSLGDYSLLW

Product Application Details

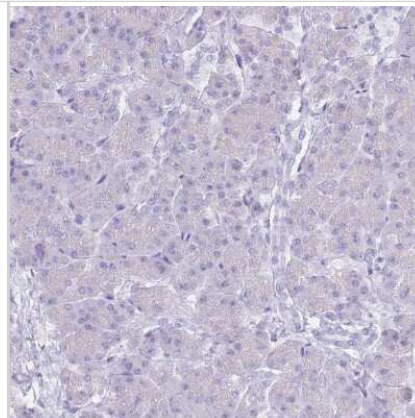
Applications	Western Blot, Immunohistochemistry-Paraffin, Immunohistochemistry
Recommended Dilutions	Western Blot 0.04-0.4 ug/ml, Immunohistochemistry 1:500 - 1:1000, Immunohistochemistry-Paraffin 1:500 - 1:1000
Application Notes	For IHC-Paraffin, HIER pH 6 retrieval is recommended.

Images

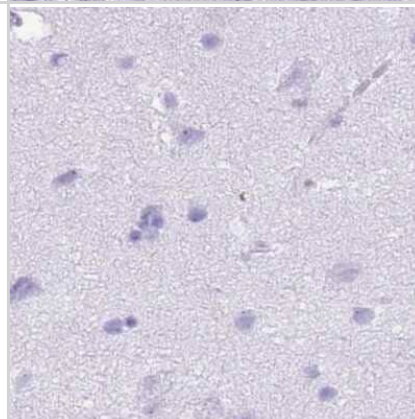
Western Blot: CYP21A2 Antibody [NBP2-13893] - Analysis in human adrenal gland tissue.



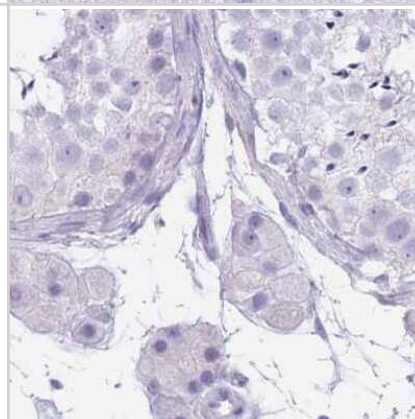
Immunohistochemistry-Paraffin: CYP21A2 Antibody [NBP2-13893] - Staining of human pancreas shows no positivity in exocrine glandular cells as expected.



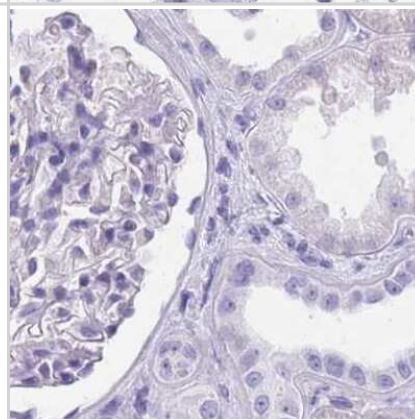
Immunohistochemistry-Paraffin: CYP21A2 Antibody [NBP2-13893] - Staining of human cerebral cortex.



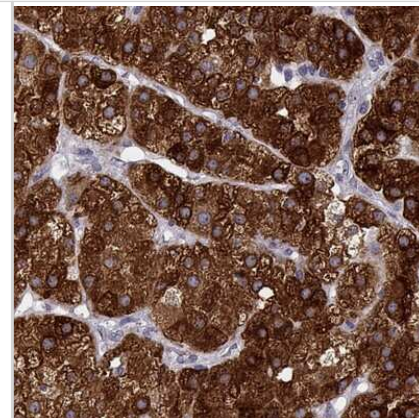
Immunohistochemistry-Paraffin: CYP21A2 Antibody [NBP2-13893] - Staining of human testis.



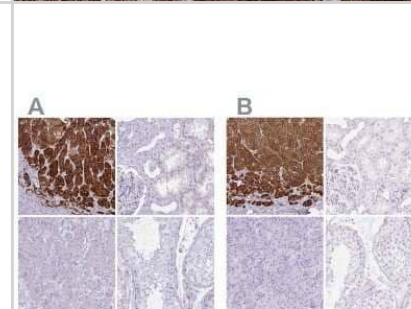
Immunohistochemistry-Paraffin: CYP21A2 Antibody [NBP2-13893] - Staining of human kidney.



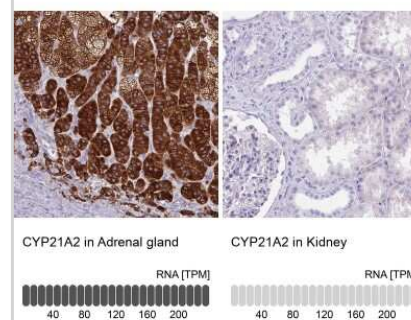
Immunohistochemistry-Paraffin: CYP21A2 Antibody [NBP2-13893] - Staining of human adrenal gland using Anti-CYP21A2 antibody NBP2-13893.



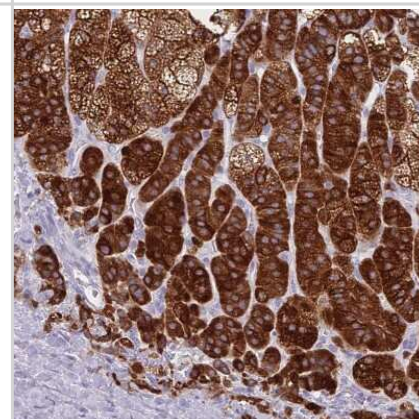
Immunohistochemistry-Paraffin: CYP21A2 Antibody [NBP2-13893] - Staining of human adrenal gland, kidney, pancreas and testis using Anti-CYP21A2 antibody NBP2-13893 (A) shows similar protein distribution across tissues to independent antibody NBP2-38698 (B).



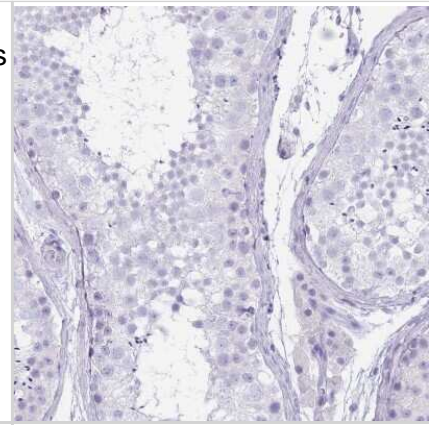
Immunohistochemistry-Paraffin: CYP21A2 Antibody [NBP2-13893] - Analysis in human adrenal gland and kidney tissues using NBP2-13893 antibody. Corresponding CYP21A2 RNA-seq data are presented for the same tissues.



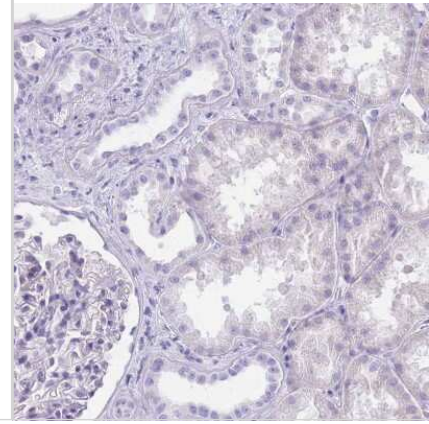
Immunohistochemistry-Paraffin: CYP21A2 Antibody [NBP2-13893] - Staining of human adrenal gland shows strong cytoplasmic positivity in glandular cells in adrenal cortex.



Immunohistochemistry-Paraffin: CYP21A2 Antibody [NBP2-13893] -
Staining of human testis shows no positivity in cells in seminiferous ducts
as expected.



Immunohistochemistry-Paraffin: CYP21A2 Antibody [NBP2-13893] -
Staining of human kidney shows no positivity in cells in tubules as
expected.





Novus Biologicals USA

10730 E. Briarwood Avenue
Centennial, CO 80112
USA
Phone: 303.730.1950
Toll Free: 1.888.506.6887
Fax: 303.730.1966
nb-customerservice@bio-techne.com

Bio-Techne Canada

21 Canmotor Ave
Toronto, ON M8Z 4E6
Canada
Phone: 905.827.6400
Toll Free: 855.668.8722
Fax: 905.827.6402
canada.inquires@bio-techne.com

Bio-Techne Ltd

19 Barton Lane
Abingdon Science Park
Abingdon, OX14 3NB, United Kingdom
Phone: (44) (0) 1235 529449
Free Phone: 0800 37 34 15
Fax: (44) (0) 1235 533420
info.EMEA@bio-techne.com

General Contact Information

www.novusbio.com
Technical Support: nb-technical@bio-techne.com
Orders: nb-customerservice@bio-techne.com
General: novus@novusbio.com

Products Related to NBP2-13893

NB820-59171	Human Adrenal Whole Tissue Lysate (Adult Whole Normal)
NBP2-13893PEP	CYP21A2 Recombinant Protein Antigen
HAF008	Goat anti-Rabbit IgG Secondary Antibody [HRP]
NB7160	Goat anti-Rabbit IgG (H+L) Secondary Antibody [HRP]
NBP2-24891	Rabbit IgG Isotype Control

Limitations

This product is for research use only and is not approved for use in humans or in clinical diagnosis. Primary Antibodies are guaranteed for 1 year from date of receipt.

For more information on our 100% guarantee, please visit www.novusbio.com/guarantee

Earn gift cards/discounts by submitting a review: www.novusbio.com/reviews/submit/NBP2-13893

Earn gift cards/discounts by submitting a publication using this product:
www.novusbio.com/publications

