

Product Datasheet

PSMB7 Antibody - BSA Free

NBP2-13821

Unit Size: 0.1 ml

Store at 4C short term. Aliquot and store at -20C long term. Avoid freeze-thaw cycles.

www.novusbio.com



technical@novusbio.com

Protocols, Publications, Related Products, Reviews, Research Tools and Images at:
www.novusbio.com/NBP2-13821

Updated 9/9/2025 v.20.1

Earn rewards for product
reviews and publications.

Submit a publication at www.novusbio.com/publications

Submit a review at www.novusbio.com/reviews/destination/NBP2-13821



NBP2-13821

PSMB7 Antibody - BSA Free

Product Information

Unit Size	0.1 ml
Concentration	Concentrations vary lot to lot. See vial label for concentration. If unlisted please contact technical services.
Storage	Store at 4C short term. Aliquot and store at -20C long term. Avoid freeze-thaw cycles.
Clonality	Polyclonal
Preservative	0.02% Sodium Azide
Isotype	IgG
Purity	Immunogen affinity purified
Buffer	PBS (pH 7.2) and 40% Glycerol

Product Description

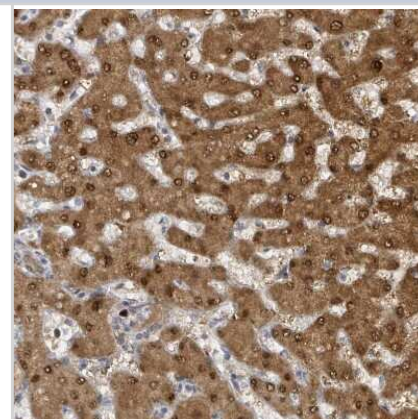
Description	Novus Biologicals Rabbit PSMB7 Antibody - BSA Free (NBP2-13821) is a polyclonal antibody validated for use in IHC. All Novus Biologicals antibodies are covered by our 100% guarantee.
Host	Rabbit
Gene ID	5695
Gene Symbol	PSMB7
Species	Human
Immunogen	This antibody was developed against a recombinant protein corresponding to the amino acids: RVVTANRMLKQMLFRYQGYIGAALVLGGVDVTGPHLYSIYPHGSTDKLPYVTM GSGSLAAMAVFEDKFRPDMEEEEA

Product Application Details

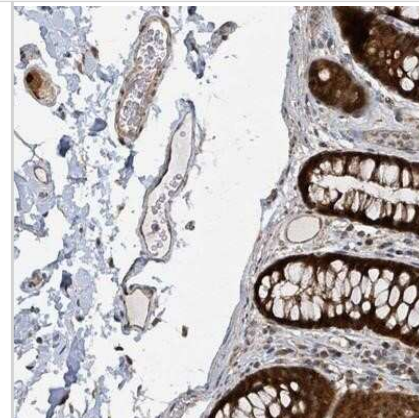
Applications	Immunohistochemistry-Paraffin, Immunohistochemistry
Recommended Dilutions	Immunohistochemistry 1:200 - 1:500, Immunohistochemistry-Paraffin 1:200 - 1:500
Application Notes	For IHC-Paraffin, HIER pH 6 retrieval is recommended. Immunocytochemistry/Immunofluorescence Fixation Permeabilization: Use PFA/Triton X-100.

Images

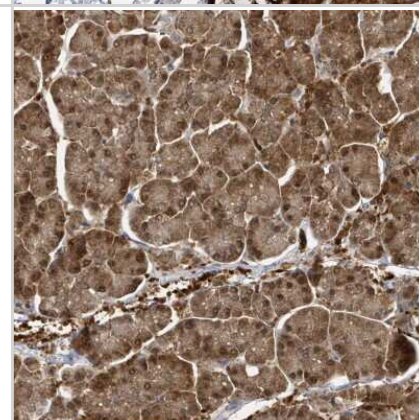
Immunohistochemistry-Paraffin: PSMB7 Antibody [NBP2-13821] - Staining of human liver shows positivity in hepatocytes.



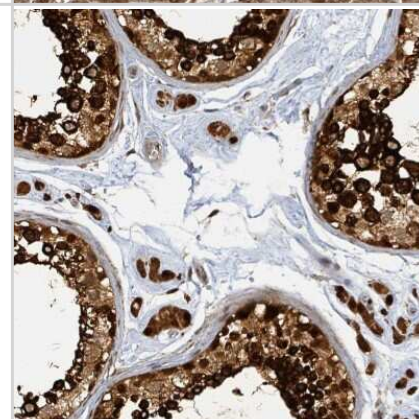
Immunohistochemistry-Paraffin: PSMB7 Antibody [NBP2-13821] - Staining of human colon shows strong cytoplasmic and nuclear positivity in glandular cells and peripheral nerve/ganglion.



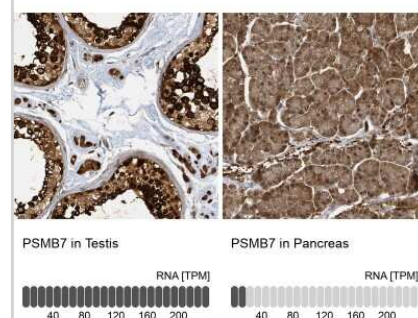
Immunohistochemistry-Paraffin: PSMB7 Antibody [NBP2-13821] - Staining of human pancreas shows low expression as expected.



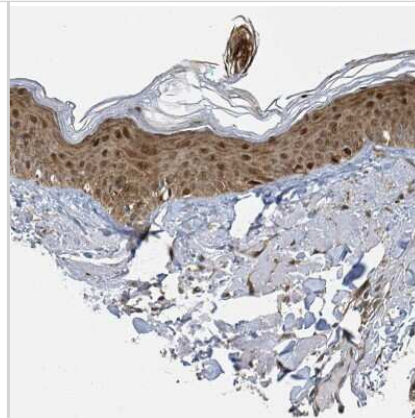
Immunohistochemistry-Paraffin: PSMB7 Antibody [NBP2-13821] - Staining of human testis shows high expression.



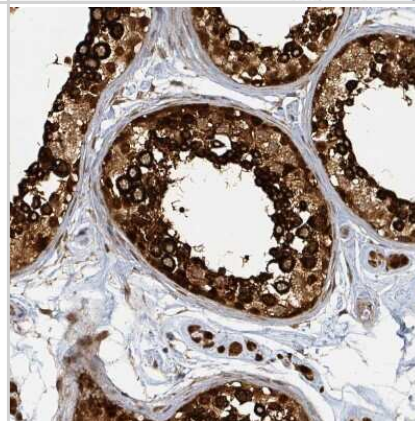
Immunohistochemistry-Paraffin: PSMB7 Antibody [NBP2-13821] - Staining in human testis and pancreas tissues using anti-PSMB7 antibody. Corresponding PSMB7 RNA-seq data are presented for the same tissues.



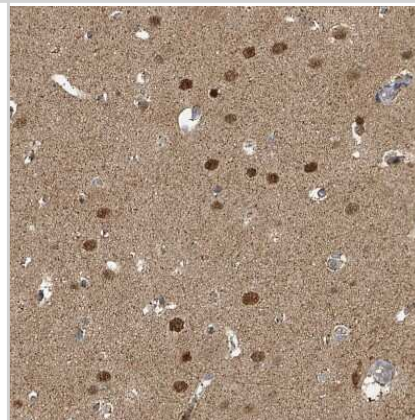
Immunohistochemistry-Paraffin: PSMB7 Antibody [NBP2-13821] - Staining of human skin shows moderate nuclear positivity in epidermal cells.



Immunohistochemistry-Paraffin: PSMB7 Antibody [NBP2-13821] - Staining of human testis shows positivity in cells in seminiferous ducts.



Immunohistochemistry-Paraffin: PSMB7 Antibody [NBP2-13821] - Staining of human cerebral cortex shows moderate nuclear positivity in neurons.





Novus Biologicals USA

10730 E. Briarwood Avenue
Centennial, CO 80112
USA
Phone: 303.730.1950
Toll Free: 1.888.506.6887
Fax: 303.730.1966
nb-customerservice@bio-techne.com

Bio-Techne Canada

21 Canmotor Ave
Toronto, ON M8Z 4E6
Canada
Phone: 905.827.6400
Toll Free: 855.668.8722
Fax: 905.827.6402
canada.inquires@bio-techne.com

Bio-Techne Ltd

19 Barton Lane
Abingdon Science Park
Abingdon, OX14 3NB, United Kingdom
Phone: (44) (0) 1235 529449
Free Phone: 0800 37 34 15
Fax: (44) (0) 1235 533420
info.EMEA@bio-techne.com

General Contact Information

www.novusbio.com
Technical Support: nb-technical@bio-techne.com
Orders: nb-customerservice@bio-techne.com
General: novus@novusbio.com

Products Related to NBP2-13821

NBP2-13821PEP	PSMB7 Recombinant Protein Antigen
HAF008	Goat anti-Rabbit IgG Secondary Antibody [HRP]
NB7160	Goat anti-Rabbit IgG (H+L) Secondary Antibody [HRP]
NBP2-24891	Rabbit IgG Isotype Control

Limitations

This product is for research use only and is not approved for use in humans or in clinical diagnosis. Primary Antibodies are guaranteed for 1 year from date of receipt.

For more information on our 100% guarantee, please visit www.novusbio.com/guarantee

Earn gift cards/discounts by submitting a review: www.novusbio.com/reviews/submit/NBP2-13821

Earn gift cards/discounts by submitting a publication using this product:
www.novusbio.com/publications

