

Product Datasheet

Puromycin-sensitive aminopeptidase/NPEPPS Antibody - BSA Free NBP2-13669

Unit Size: 0.1 ml

Store at 4C short term. Aliquot and store at -20C long term. Avoid freeze-thaw cycles.

www.novusbio.com



technical@novusbio.com

Protocols, Publications, Related Products, Reviews, Research Tools and Images at:
www.novusbio.com/NBP2-13669

Updated 2/23/2025 v.20.1

Earn rewards for product
reviews and publications.

Submit a publication at www.novusbio.com/publications

Submit a review at www.novusbio.com/reviews/destination/NBP2-13669



NBP2-13669

Puromycin-sensitive aminopeptidase/NPEPPS Antibody - BSA Free

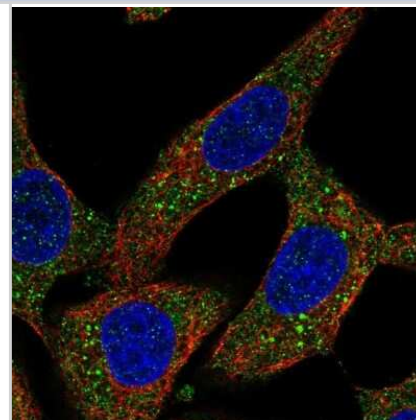
Product Information	
Unit Size	0.1 ml
Concentration	Concentrations vary lot to lot. See vial label for concentration. If unlisted please contact technical services.
Storage	Store at 4C short term. Aliquot and store at -20C long term. Avoid freeze-thaw cycles.
Clonality	Polyclonal
Preservative	0.02% Sodium Azide
Isotype	IgG
Purity	Immunogen affinity purified
Buffer	PBS (pH 7.2) and 40% Glycerol

Product Description	
Host	Rabbit
Gene ID	9520
Gene Symbol	NPEPPS
Species	Human
Immunogen	This antibody was developed against a recombinant protein corresponding to the amino acids: TLEEARRRFKDHVEGKQILSADLRSPVYLTVLKHGDGTTLDIMLKLHKQADMQE EKNRIERVLGATLLPDLIQKVLTFALSE

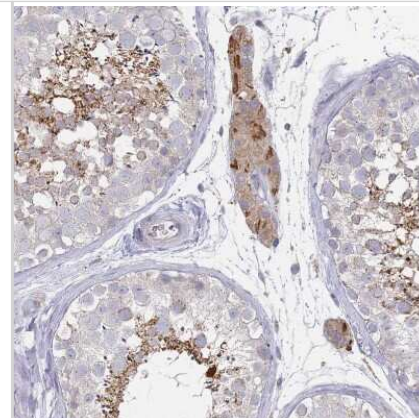
Product Application Details	
Applications	Immunocytochemistry/ Immunofluorescence, Immunohistochemistry, Immunohistochemistry-Paraffin
Recommended Dilutions	Immunohistochemistry 1:20 - 1:50, Immunocytochemistry/ Immunofluorescence 0.25-2 ug/ml, Immunohistochemistry-Paraffin 1:20 - 1:50
Application Notes	For IHC-Paraffin, HIER pH 6 retrieval is recommended. ICC/IF, Fixation Permeabilization: Use PFA/Triton X-100.

Images

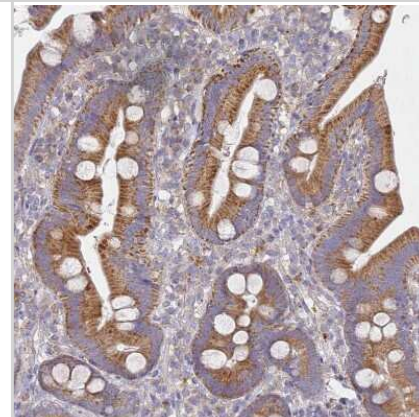
Immunocytochemistry/Immunofluorescence: Puromycin-sensitive aminopeptidase/NPEPPS Antibody [NBP2-13669] - Immunofluorescent staining of human cell line A549 shows localization to cytosol.



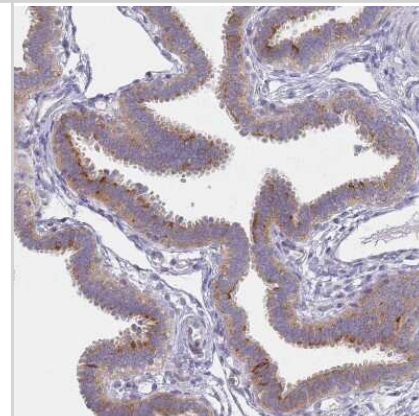
Immunohistochemistry-Paraffin: Puromycin-sensitive aminopeptidase/NPEPPS Antibody [NBP2-13669] - Staining of human testis shows weak to moderate cytoplasmic positivity in Leydig cells and in cells in seminiferous ducts.



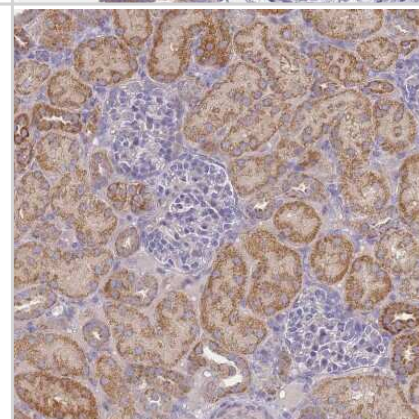
Immunohistochemistry-Paraffin: Puromycin-sensitive aminopeptidase/NPEPPS Antibody [NBP2-13669] - Staining of human duodenum shows moderate cytoplasmic positivity in glandular cells.



Immunohistochemistry: Puromycin-sensitive aminopeptidase/NPEPPS Antibody [NBP2-13669] - Staining of human Fallopian tube shows weak to moderate cytoplasmic positivity in glandular cells.



Immunohistochemistry-Paraffin: Puromycin-sensitive aminopeptidase/NPEPPS Antibody [NBP2-13669] - Staining of human kidney shows weak to moderate cytoplasmic positivity in cells in tubules.





Novus Biologicals USA

10730 E. Briarwood Avenue
Centennial, CO 80112
USA
Phone: 303.730.1950
Toll Free: 1.888.506.6887
Fax: 303.730.1966
nb-customerservice@bio-techne.com

Bio-Techne Canada

21 Canmotor Ave
Toronto, ON M8Z 4E6
Canada
Phone: 905.827.6400
Toll Free: 855.668.8722
Fax: 905.827.6402
canada.inquires@bio-techne.com

Bio-Techne Ltd

19 Barton Lane
Abingdon Science Park
Abingdon, OX14 3NB, United Kingdom
Phone: (44) (0) 1235 529449
Free Phone: 0800 37 34 15
Fax: (44) (0) 1235 533420
info.EMEA@bio-techne.com

General Contact Information

www.novusbio.com
Technical Support: nb-technical@bio-techne.com
Orders: nb-customerservice@bio-techne.com
General: novus@novusbio.com

Products Related to NBP2-13669

NBP2-13669PEP	Puromycin-sensitive aminopeptidase/NPEPPS Recombinant Protein Antigen
HAF008	Goat anti-Rabbit IgG Secondary Antibody [HRP]
NB7160	Goat anti-Rabbit IgG (H+L) Secondary Antibody [HRP]
NBP2-24891	Rabbit IgG Isotype Control

Limitations

This product is for research use only and is not approved for use in humans or in clinical diagnosis. Primary Antibodies are guaranteed for 1 year from date of receipt.

For more information on our 100% guarantee, please visit www.novusbio.com/guarantee

Earn gift cards/discounts by submitting a review: www.novusbio.com/reviews/submit/NBP2-13669

Earn gift cards/discounts by submitting a publication using this product:
www.novusbio.com/publications

