

Product Datasheet

SPRR3 Antibody - BSA Free

NBP2-13374

Unit Size: 0.1 ml

Store at 4C short term. Aliquot and store at -20C long term. Avoid freeze-thaw cycles.

www.novusbio.com



technical@novusbio.com

Reviews: 1 Publications: 1

Protocols, Publications, Related Products, Reviews, Research Tools and Images at:
www.novusbio.com/NBP2-13374

Updated 12/2/2025 v.20.1

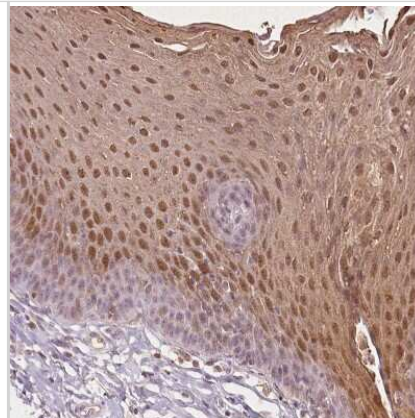
Earn rewards for product reviews and publications.

Submit a publication at www.novusbio.com/publications

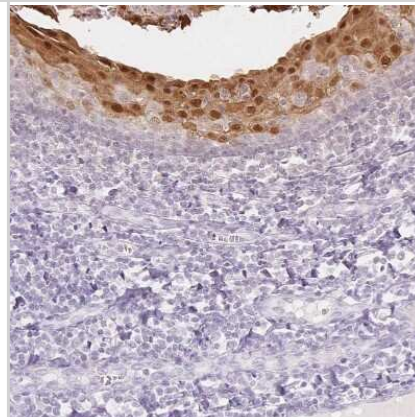
Submit a review at www.novusbio.com/reviews/destination/NBP2-13374



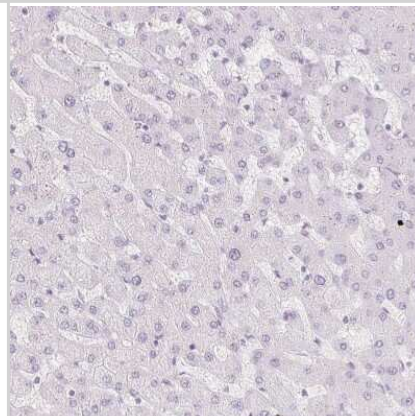
Immunohistochemistry-Paraffin: SPRR3 Antibody [NBP2-13374] - Staining of human esophagus shows moderate cytoplasmic and nuclear positivity in squamous epithelial cells.



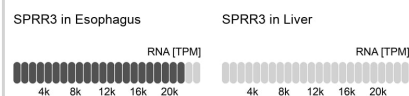
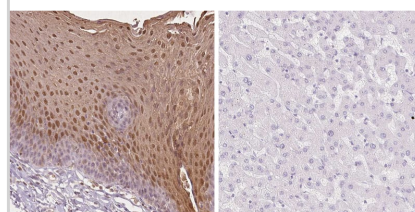
Immunohistochemistry-Paraffin: SPRR3 Antibody [NBP2-13374] - Staining of human tonsil shows moderate to strong cytoplasmic and nuclear positivity in squamous epithelial cells.



Immunohistochemistry-Paraffin: SPRR3 Antibody [NBP2-13374] - Staining of human liver shows no positivity in hepatocytes as expected.



Analysis in human esophagus and liver tissues using NBP2-13374 antibody. Corresponding SPRR3 RNA-seq data are presented for the same tissues.



Publications

Oppel F, Gendreizig S, Martinez-Ruiz L et al. Head and neck cancer cells terminally differentiate reflecting their tissue of origin: a rationale for differentiation therapies bioRxiv 2023-07-04 (IHC, ICC/IF, Human)



Novus Biologicals USA

10730 E. Briarwood Avenue
Centennial, CO 80112
USA
Phone: 303.730.1950
Toll Free: 1.888.506.6887
Fax: 303.730.1966
nb-customerservice@bio-techne.com

Bio-Techne Canada

21 Canmotor Ave
Toronto, ON M8Z 4E6
Canada
Phone: 905.827.6400
Toll Free: 855.668.8722
Fax: 905.827.6402
canada.inquires@bio-techne.com

Bio-Techne Ltd

19 Barton Lane
Abingdon Science Park
Abingdon, OX14 3NB, United Kingdom
Phone: (44) (0) 1235 529449
Free Phone: 0800 37 34 15
Fax: (44) (0) 1235 533420
info.EMEA@bio-techne.com

General Contact Information

www.novusbio.com
Technical Support: nb-technical@bio-techne.com
Orders: nb-customerservice@bio-techne.com
General: novus@novusbio.com

Products Related to NBP2-13374

NBP2-13374PEP	SPRR3 Recombinant Protein Antigen
HAF008	Goat anti-Rabbit IgG Secondary Antibody [HRP]
NB7160	Goat anti-Rabbit IgG (H+L) Secondary Antibody [HRP]
NBP2-24891	Rabbit IgG Isotype Control

Limitations

This product is for research use only and is not approved for use in humans or in clinical diagnosis. Primary Antibodies are guaranteed for 1 year from date of receipt.

For more information on our 100% guarantee, please visit www.novusbio.com/guarantee

Earn gift cards/discounts by submitting a review: www.novusbio.com/reviews/submit/NBP2-13374

Earn gift cards/discounts by submitting a publication using this product:
www.novusbio.com/publications

