

Product Datasheet

EBI3 Antibody (5P10D3)

NBP2-03943

Unit Size: 0.1 mg

Store at 4C short term. Aliquot and store at -20C long term. Avoid freeze-thaw cycles.

www.novusbio.com



technical@novusbio.com

Publications: 1


Protocols, Publications, Related Products, Reviews, Research Tools and Images at:
www.novusbio.com/NBP2-03943

Updated 10/23/2024 v.20.1

Earn rewards for product reviews and publications.

Submit a publication at www.novusbio.com/publications

Submit a review at www.novusbio.com/reviews/destination/NBP2-03943



NBP2-03943

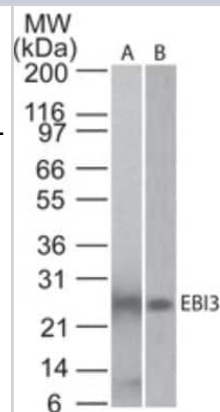
EBI3 Antibody (5P10D3)

Product Information	
Unit Size	0.1 mg
Concentration	1.0 mg/ml
Storage	Store at 4C short term. Aliquot and store at -20C long term. Avoid freeze-thaw cycles.
Clonality	Monoclonal
Clone	5P10D3
Preservative	0.05% Sodium Azide
Isotype	IgG2b Kappa
Purity	Protein G purified
Buffer	0.2 ml PBS and 0.05% BSA
Product Description	
Host	Rat
Gene ID	10148
Gene Symbol	EBI3
Species	Mouse
Immunogen	Full-length recombinant mouse EBI3 protein
Product Application Details	
Applications	Western Blot, ELISA, Flow Cytometry
Recommended Dilutions	Western Blot 0.5-5 ug/ml, Flow Cytometry 1-3ug/10 ⁶ cells, ELISA reported in scientific literature (PMID 30660991)

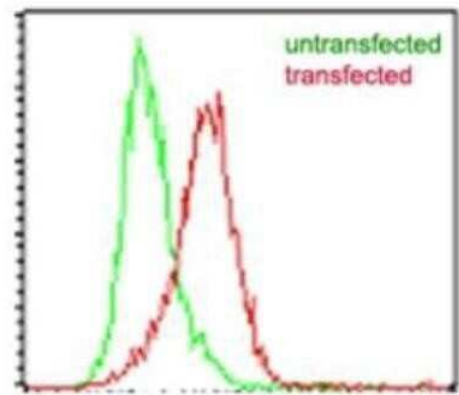


Images

Western Blot: EBI3 Antibody (5P10D3) [NBP2-03943] - Analysis using EBI3 antibody. Mouse EBI recombinant protein (A) and lysate from mouse kidney (B) probed with EBI3 antibody at 0.5 and 5 ug/ml, respectively. Goat anti-rat Ig HRP secondary antibody and PicoTect ECL substrate solution were used for this test.



Flow Cytometry: EBI3 Antibody (5P10D3) [NBP2-03943] - Intracellular flow cytometric analysis of mouse IL-35 in transfected and untransfected HEK 293 cells (Brefeldin A treated, 5 hours) using mouse EBI3 antibody at 2 ug/10⁶ cells.



Publications

Ma N, Fang Y, Xu R et al. Ebi3 promotes T- and B-cell division and differentiation via STAT3. Mol. Immunol. 2019-01-17 [PMID: 30660991] (ELISA, Mouse)



Novus Biologicals USA

10730 E. Briarwood Avenue
Centennial, CO 80112
USA
Phone: 303.730.1950
Toll Free: 1.888.506.6887
Fax: 303.730.1966
nb-customerservice@bio-techne.com

Bio-Techne Canada

21 Canmotor Ave
Toronto, ON M8Z 4E6
Canada
Phone: 905.827.6400
Toll Free: 855.668.8722
Fax: 905.827.6402
canada.inquires@bio-techne.com

Bio-Techne Ltd

19 Barton Lane
Abingdon Science Park
Abingdon, OX14 3NB, United Kingdom
Phone: (44) (0) 1235 529449
Free Phone: 0800 37 34 15
Fax: (44) (0) 1235 533420
info.EMEA@bio-techne.com

General Contact Information

www.novusbio.com
Technical Support: nb-technical@bio-techne.com
Orders: nb-customerservice@bio-techne.com
General: novus@novusbio.com

Products Related to NBP2-03943

HAF005	Goat anti-Rat IgG Secondary Antibody [HRP]
NBP1-75398	Goat anti-Rat IgG (H+L) Secondary Antibody (Pre-adsorbed)
NBP1-43323-0.5mg	Rat IgG2b Kappa Light Chain Isotype Control (149/10H5)
NBP2-03943APC	EBI3 Antibody (5P10D3) [Allophycocyanin]

Limitations

This product is for research use only and is not approved for use in humans or in clinical diagnosis. Primary Antibodies are guaranteed for 1 year from date of receipt.

For more information on our 100% guarantee, please visit www.novusbio.com/guarantee

Earn gift cards/discounts by submitting a review: www.novusbio.com/reviews/submit/NBP2-03943

Earn gift cards/discounts by submitting a publication using this product:
www.novusbio.com/publications

