

# Product Datasheet

## FSH beta Antibody (OTI2A6)

### NBP2-02909

Unit Size: 0.1 ml

Store at -20C. Avoid freeze-thaw cycles.

[www.novusbio.com](http://www.novusbio.com)



[technical@novusbio.com](mailto:technical@novusbio.com)

Protocols, Publications, Related Products, Reviews, Research Tools and Images at:  
[www.novusbio.com/NBP2-02909](http://www.novusbio.com/NBP2-02909)

Updated 10/23/2024 v.20.1

Earn rewards for product  
reviews and publications.

Submit a publication at [www.novusbio.com/publications](http://www.novusbio.com/publications)

Submit a review at [www.novusbio.com/reviews/destination/NBP2-02909](http://www.novusbio.com/reviews/destination/NBP2-02909)



**NBP2-02909**

FSH beta Antibody (OTI2A6)

| Product Information     |                                          |
|-------------------------|------------------------------------------|
| Unit Size               | 0.1 ml                                   |
| Concentration           | 0.42 mg/ml                               |
| Storage                 | Store at -20C. Avoid freeze-thaw cycles. |
| Clonality               | Monoclonal                               |
| Clone                   | OTI2A6                                   |
| Preservative            | 0.02% Sodium Azide                       |
| Isotype                 | IgG1                                     |
| Purity                  | Immunogen affinity purified              |
| Buffer                  | PBS (pH 7.3), 1.0% BSA and 50% Glycerol  |
| Target Molecular Weight | 12.4 kDa                                 |


| Product Description |                                                                                                                                                                                                                                                                                                                                                 |
|---------------------|-------------------------------------------------------------------------------------------------------------------------------------------------------------------------------------------------------------------------------------------------------------------------------------------------------------------------------------------------|
| Host                | Mouse                                                                                                                                                                                                                                                                                                                                           |
| Gene ID             | 2488                                                                                                                                                                                                                                                                                                                                            |
| Gene Symbol         | FSHB                                                                                                                                                                                                                                                                                                                                            |
| Species             | Human, Mouse                                                                                                                                                                                                                                                                                                                                    |
| Reactivity Notes    | Please note that this antibody is reactive to Mouse and derived from the same host, Mouse. Mouse-On-Mouse blocking reagent may be needed for IHC and ICC experiments to reduce high background signal. You can find these reagents under catalog numbers PK-2200-NB and MP-2400-NB. Please contact Technical Support if you have any questions. |
| Immunogen           | Full length human recombinant protein of human FSHB (NP_001018090) produced in HEK293T cell.                                                                                                                                                                                                                                                    |

| Product Application Details |                                                                                         |
|-----------------------------|-----------------------------------------------------------------------------------------|
| Applications                | Western Blot, Flow Cytometry, Immunocytochemistry/ Immunofluorescence                   |
| Recommended Dilutions       | Western Blot 1:500, Flow Cytometry 1:100, Immunocytochemistry/ Immunofluorescence 1:100 |

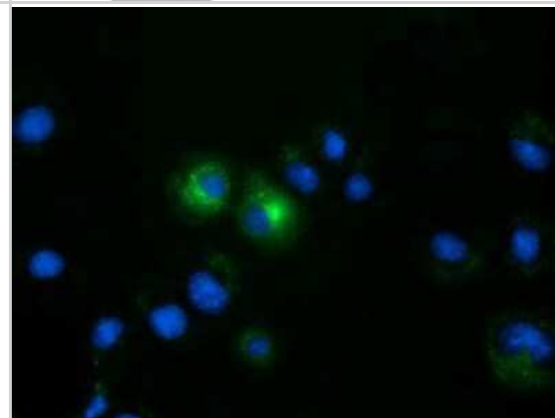


## Images

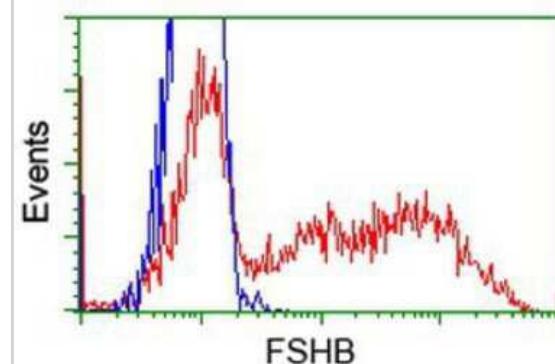
Western Blot: FSH beta Antibody (2A6) [NBP2-02909] - HEK293T cells were transfected with the pCMV6-ENTRY control (Left lane) or pCMV6-ENTRY FSH beta (Right lane) cDNA for 48 hrs and lysed. Equivalent amounts of cell lysates (5 ug per lane) were separated by SDS-PAGE and immunoblotted with anti-FSH beta.



Immunocytochemistry/Immunofluorescence: FSH beta Antibody (2A6) [NBP2-02909] Staining of COS7 cells transiently transfected by pCMV6-ENTRY FSH beta.



Flow Cytometry: FSH beta Antibody (2A6) [NBP2-02909] - HEK293T cells transfected with either overexpression plasmid (Red) or empty vector control plasmid (Blue) were immunostained by anti-FSH beta antibody, and then analyzed by flow cytometry.





### **Novus Biologicals USA**

10730 E. Briarwood Avenue  
Centennial, CO 80112  
USA  
Phone: 303.730.1950  
Toll Free: 1.888.506.6887  
Fax: 303.730.1966  
nb-customerservice@bio-techne.com

### **Bio-Techne Canada**

21 Canmotor Ave  
Toronto, ON M8Z 4E6  
Canada  
Phone: 905.827.6400  
Toll Free: 855.668.8722  
Fax: 905.827.6402  
canada.inquires@bio-techne.com

### **Bio-Techne Ltd**

19 Barton Lane  
Abingdon Science Park  
Abingdon, OX14 3NB, United Kingdom  
Phone: (44) (0) 1235 529449  
Free Phone: 0800 37 34 15  
Fax: (44) (0) 1235 533420  
info.EMEA@bio-techne.com

### **General Contact Information**

[www.novusbio.com](http://www.novusbio.com)  
Technical Support: nb-technical@bio-techne.com  
Orders: nb-customerservice@bio-techne.com  
General: novus@novusbio.com

### **Products Related to NBP2-02909**

---

|                    |                                                         |
|--------------------|---------------------------------------------------------|
| HAF007             | Goat anti-Mouse IgG Secondary Antibody [HRP]            |
| NB720-B            | Rabbit anti-Mouse IgG (H+L) Secondary Antibody [Biotin] |
| NBP1-97005-0.5mg   | Mouse IgG1 Isotype Control (MG1)                        |
| H00002488-Q01-10ug | Recombinant Human FSH beta GST (N-Term) Protein         |

---

### **Limitations**

This product is for research use only and is not approved for use in humans or in clinical diagnosis. Primary Antibodies are guaranteed for 1 year from date of receipt.

For more information on our 100% guarantee, please visit [www.novusbio.com/guarantee](http://www.novusbio.com/guarantee)

Earn gift cards/discounts by submitting a review: [www.novusbio.com/reviews/submit/NBP2-02909](http://www.novusbio.com/reviews/submit/NBP2-02909)

Earn gift cards/discounts by submitting a publication using this product:  
[www.novusbio.com/publications](http://www.novusbio.com/publications)

