

Product Datasheet

Bcl-10 Antibody (OTI4A8)

NBP2-02597

Unit Size: 0.1 ml

Store at -20C. Avoid freeze-thaw cycles.

www.novusbio.com



technical@novusbio.com

Protocols, Publications, Related Products, Reviews, Research Tools and Images at:
www.novusbio.com/NBP2-02597

Updated 9/20/2021 v.20.1

Earn rewards for product
reviews and publications.

Submit a publication at www.novusbio.com/publications

Submit a review at www.novusbio.com/reviews/destination/NBP2-02597



NBP2-02597

Bcl-10 Antibody (OTI4A8)


Product Information	
Unit Size	0.1 ml
Concentration	0.73 mg/ml
Storage	Store at -20C. Avoid freeze-thaw cycles.
Clonality	Monoclonal
Clone	OTI4A8
Preservative	0.02% Sodium Azide
Isotype	IgG1
Purity	Immunogen affinity purified
Buffer	PBS (pH 7.3), 1.0% BSA and 50% Glycerol
Target Molecular Weight	26.1 kDa

Product Description	
Host	Mouse
Gene ID	8915
Gene Symbol	BCL10
Species	Human, Mouse, Rat
Reactivity Notes	Please note that this antibody is reactive to Mouse and derived from the same host, Mouse. Mouse-On-Mouse blocking reagent may be needed for IHC and ICC experiments to reduce high background signal. You can find these reagents under catalog numbers PK-2200-NB and MP-2400-NB. Please contact Technical Support if you have any questions.
Immunogen	Full length human recombinant protein of human BCL10 (NP_003912) produced in HEK293T cell.

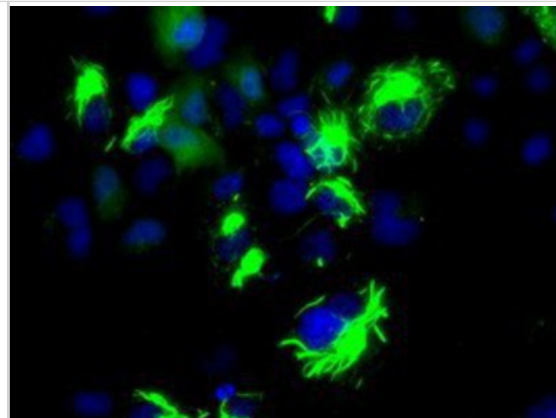
Product Application Details	
Applications	Western Blot, Flow Cytometry, Immunocytochemistry/Immunofluorescence, Immunohistochemistry, Immunohistochemistry-Paraffin
Recommended Dilutions	Western Blot 1:2000, Flow Cytometry 1:100, Immunohistochemistry 1:10-1:500, Immunocytochemistry/Immunofluorescence 1:100, Immunohistochemistry-Paraffin 1:50

Images

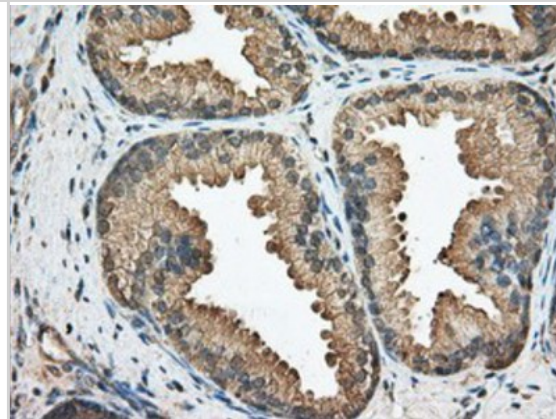
Western Blot: Bcl10 Antibody (4A8) [NBP2-02597] - HEK293T cells were transfected with the pCMV6-ENTRY control (Left lane) or pCMV6-ENTRY Bcl10 (Right lane) cDNA for 48 hrs and lysed. Equivalent amounts of cell lysates (5 ug per lane) were separated by SDS-PAGE and immunoblotted with anti-Bcl10.



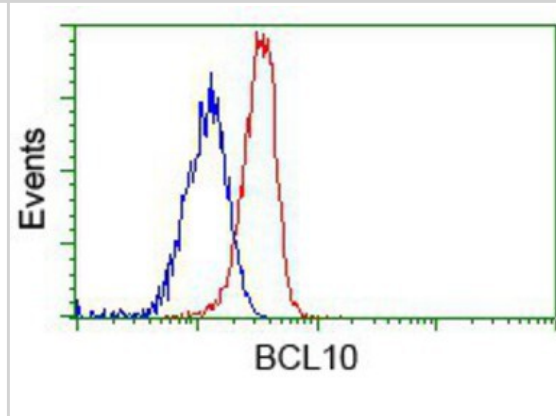
Immunocytochemistry/Immunofluorescence: Bcl10 Antibody (4A8) [NBP2-02597] Staining of COS7 cells transiently transfected by pCMV6-ENTRY Bcl10.



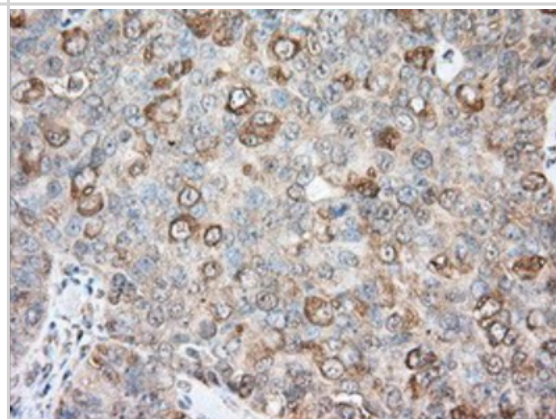
Immunohistochemistry-Paraffin: Bcl10 Antibody (4A8) [NBP2-02597] - Staining of paraffin-embedded Human prostate tissue using anti-Bcl10 mouse monoclonal antibody.



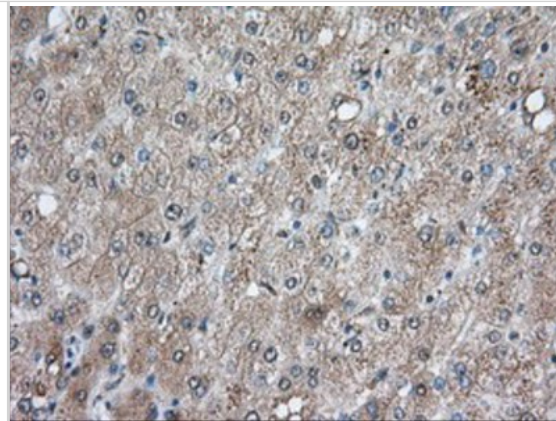
Flow Cytometry: Bcl10 Antibody (4A8) [NBP2-02597] - Analysis of Jurkat cells, using anti-Bcl10 antibody, (Red), compared to a nonspecific negative control antibody (Blue).



Immunohistochemistry-Paraffin: Bcl10 Antibody (4A8) [NBP2-02597] - Staining of paraffin-embedded Adenocarcinoma of Human ovary tissue using anti-Bcl10 mouse monoclonal antibody.



Immunohistochemistry-Paraffin: Bcl10 Antibody (4A8) [NBP2-02597] - Staining of paraffin-embedded Human liver tissue using anti-Bcl10 mouse monoclonal antibody.





Novus Biologicals USA

10730 E. Briarwood Avenue
Centennial, CO 80112
USA

Phone: 303.730.1950
Toll Free: 1.888.506.6887
Fax: 303.730.1966
novus@novusbio.com

Bio-Techne Canada

21 Canmotor Ave
Toronto, ON M8Z 4E6
Canada

Phone: 905.827.6400
Toll Free: 855.668.8722
Fax: 905.827.6402
canada.inquires@bio-techne.com

Bio-Techne Ltd

19 Barton Lane
Abingdon Science Park
Abingdon, OX14 3NB, United Kingdom

Phone: (44) (0) 1235 529449
Free Phone: 0800 37 34 15
Fax: (44) (0) 1235 533420
info.EMEA@bio-techne.com

General Contact Information

www.novusbio.com
Technical Support: technical@novusbio.com
Orders: orders@novusbio.com
General: novus@novusbio.com

Products Related to NBP2-02597

HAF007	Goat anti-Mouse IgG Secondary Antibody [HRP (Horseradish Peroxidase)]
NB720-B	Rabbit anti-Mouse IgG (H+L) Secondary Antibody [Biotin]
NBP1-97005-0.5mg	Mouse IgG1 Isotype Control (MG1)
NBP1-99064-10ug	Recombinant Human Bcl-10 His Protein

Limitations

This product is for research use only and is not approved for use in humans or in clinical diagnosis. Primary Antibodies are guaranteed for 1 year from date of receipt.

For more information on our 100% guarantee, please visit www.novusbio.com/guarantee

Earn gift cards/discounts by submitting a review: www.novusbio.com/reviews/submit/NBP2-02597

Earn gift cards/discounts by submitting a publication using this product:
www.novusbio.com/publications

