

Product Datasheet

Peroxiredoxin 4 Antibody (OTI9A3) NBP2-02117

Unit Size: 0.1 ml

Store at -20C. Avoid freeze-thaw cycles.

www.novusbio.com



technical@novusbio.com

Protocols, Publications, Related Products, Reviews, Research Tools and Images at:
www.novusbio.com/NBP2-02117

Updated 10/23/2024 v.20.1

Earn rewards for product
reviews and publications.

Submit a publication at www.novusbio.com/publications

Submit a review at www.novusbio.com/reviews/destination/NBP2-02117



NBP2-02117**Peroxiredoxin 4 Antibody (OTI9A3)****Product Information**

Unit Size	0.1 ml
Concentration	0.64 mg/ml
Storage	Store at -20C. Avoid freeze-thaw cycles.
Clonality	Monoclonal
Clone	OTI9A3
Preservative	0.02% Sodium Azide
Isotype	IgG1
Purity	Immunogen affinity purified
Buffer	PBS (pH 7.3), 1.0% BSA and 50% Glycerol
Target Molecular Weight	30.4 kDa

Product Description

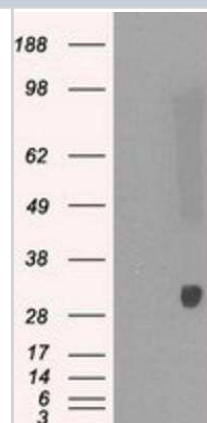
Host	Mouse
Gene ID	10549
Gene Symbol	PRDX4
Species	Human, Mouse, Rat
Reactivity Notes	Please note that this antibody is reactive to Mouse and derived from the same host, Mouse. Mouse-On-Mouse blocking reagent may be needed for IHC and ICC experiments to reduce high background signal. You can find these reagents under catalog numbers PK-2200-NB and MP-2400-NB. Please contact Technical Support if you have any questions.
Immunogen	Full length human recombinant protein of human PRDX4 (NP_006397) produced in HEK293T cell.

Product Application Details

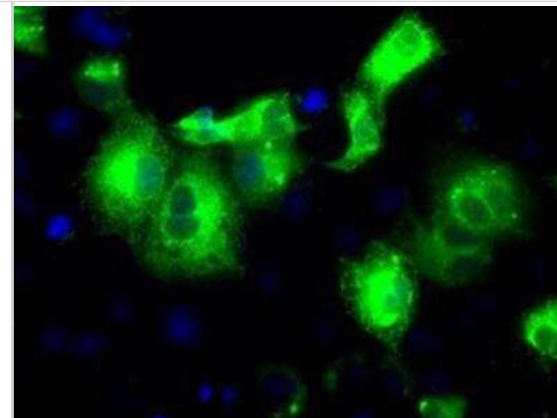
Applications	Western Blot, Immunocytochemistry/ Immunofluorescence, Immunohistochemistry, Immunohistochemistry-Paraffin
Recommended Dilutions	Western Blot 1:2000, Immunohistochemistry 1:50, Immunocytochemistry/ Immunofluorescence 1:100, Immunohistochemistry-Paraffin 1:50

Images

Western Blot: Peroxiredoxin 4 Antibody (9A3) [NBP2-02117] - EK293T cells were transfected with the pCMV6-ENTRY control (Left lane) or pCMV6-ENTRY Peroxiredoxin-4 (Right lane) cDNA for 48 hrs and lysed. Equivalent amounts of cell lysates (5 ug per lane) were separated by SDS-PAGE and immunoblotted with anti-Peroxiredoxin-4.



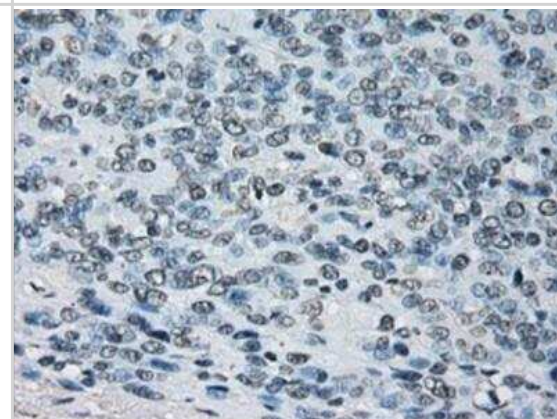
Immunocytochemistry/Immunofluorescence: Peroxiredoxin 4 Antibody (OTI9A3) [NBP2-02117] - Staining of COS7 cells transiently transfected by pCMV6-ENTRY Peroxiredoxin-4.



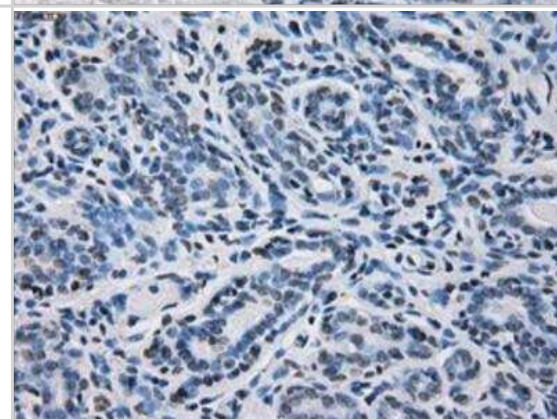
Immunohistochemistry-Paraffin: Peroxiredoxin 4 Antibody (9A3) [NBP2-02117] - Staining of paraffin-embedded Human prostate tissue using anti-Peroxiredoxin-4 mouse monoclonal antibody.



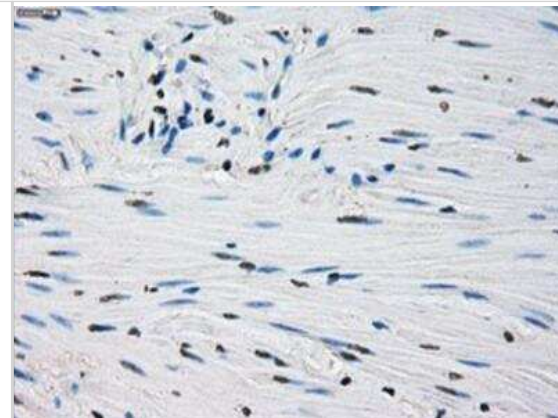
Immunohistochemistry-Paraffin: Peroxiredoxin 4 Antibody (9A3) [NBP2-02117] - Staining of paraffin-embedded Carcinoma of Human bladder tissue using anti-Peroxiredoxin-4 mouse monoclonal antibody.



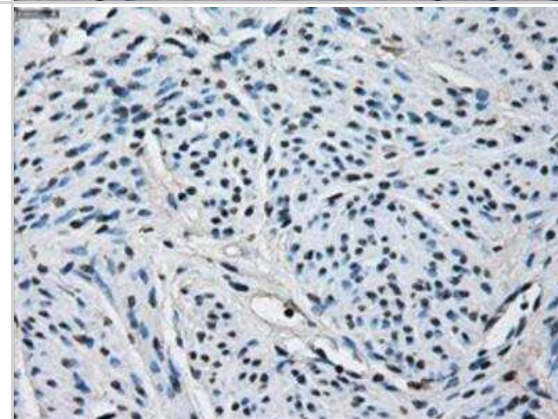
Immunohistochemistry-Paraffin: Peroxiredoxin 4 Antibody (9A3) [NBP2-02117] - Staining of paraffin-embedded Human breast tissue using anti-Peroxiredoxin-4 mouse monoclonal antibody.



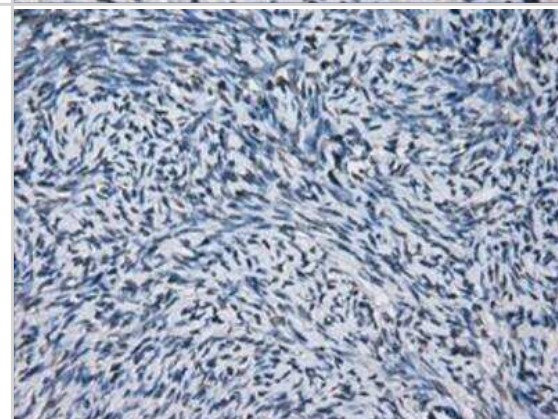
Immunohistochemistry-Paraffin: Peroxiredoxin 4 Antibody (9A3) [NBP2-02117] - Staining of paraffin-embedded Human colon tissue using anti-Peroxiredoxin-4 mouse monoclonal antibody.



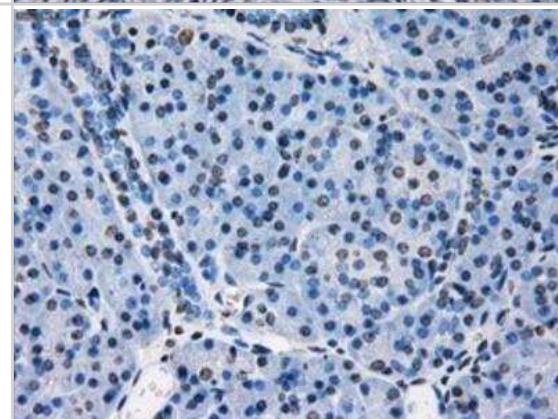
Immunohistochemistry-Paraffin: Peroxiredoxin 4 Antibody (9A3) [NBP2-02117] - Staining of paraffin-embedded Human endometrium tissue using anti-Peroxiredoxin-4 mouse monoclonal antibody.



Immunohistochemistry-Paraffin: Peroxiredoxin 4 Antibody (9A3) [NBP2-02117] - Staining of paraffin-embedded Human Ovary tissue using anti-Peroxiredoxin-4 mouse monoclonal antibody.



Immunohistochemistry-Paraffin: Peroxiredoxin 4 Antibody (9A3) [NBP2-02117] - Staining of paraffin-embedded Human pancreas tissue using anti-Peroxiredoxin-4 mouse monoclonal antibody.





Novus Biologicals USA

10730 E. Briarwood Avenue
Centennial, CO 80112
USA
Phone: 303.730.1950
Toll Free: 1.888.506.6887
Fax: 303.730.1966
nb-customerservice@bio-techne.com

Bio-Techne Canada

21 Canmotor Ave
Toronto, ON M8Z 4E6
Canada
Phone: 905.827.6400
Toll Free: 855.668.8722
Fax: 905.827.6402
canada.inquires@bio-techne.com

Bio-Techne Ltd

19 Barton Lane
Abingdon Science Park
Abingdon, OX14 3NB, United Kingdom
Phone: (44) (0) 1235 529449
Free Phone: 0800 37 34 15
Fax: (44) (0) 1235 533420
info.EMEA@bio-techne.com

General Contact Information

www.novusbio.com
Technical Support: nb-technical@bio-techne.com
Orders: nb-customerservice@bio-techne.com
General: novus@novusbio.com

Products Related to NBP2-02117

HAF007	Goat anti-Mouse IgG Secondary Antibody [HRP]
NB720-B	Rabbit anti-Mouse IgG (H+L) Secondary Antibody [Biotin]
NBP1-97005-0.5mg	Mouse IgG1 Isotype Control (MG1)
NBP1-41141	Recombinant Human Peroxiredoxin 4 His Protein

Limitations

This product is for research use only and is not approved for use in humans or in clinical diagnosis. Primary Antibodies are guaranteed for 1 year from date of receipt.

For more information on our 100% guarantee, please visit www.novusbio.com/guarantee

Earn gift cards/discounts by submitting a review: www.novusbio.com/reviews/submit/NBP2-02117

Earn gift cards/discounts by submitting a publication using this product:
www.novusbio.com/publications

