

# Product Datasheet

## TMEFF2/Tomoregulin-2 Antibody (OTI1F9) NBP2-01863

Unit Size: 0.1 ml

Store at -20C. Avoid freeze-thaw cycles.

[www.novusbio.com](http://www.novusbio.com)



[technical@novusbio.com](mailto:technical@novusbio.com)

Protocols, Publications, Related Products, Reviews, Research Tools and Images at:  
[www.novusbio.com/NBP2-01863](http://www.novusbio.com/NBP2-01863)

Updated 10/23/2024 v.20.1

Earn rewards for product  
reviews and publications.

Submit a publication at [www.novusbio.com/publications](http://www.novusbio.com/publications)

Submit a review at [www.novusbio.com/reviews/destination/NBP2-01863](http://www.novusbio.com/reviews/destination/NBP2-01863)



**NBP2-01863****TMEFF2/Tomoregulin-2 Antibody (OT11F9)**


Product Information	
Unit Size	0.1 ml
Concentration	1.12 mg/ml
Storage	Store at -20C. Avoid freeze-thaw cycles.
Clonality	Monoclonal
Clone	OT11F9
Preservative	0.02% Sodium Azide
Isotype	IgG2a
Purity	Immunogen affinity purified
Buffer	PBS (pH 7.3), 1.0% BSA and 50% Glycerol
Target Molecular Weight	41.2 kDa

Product Description	
Host	Mouse
Gene ID	23671
Gene Symbol	TMEFF2
Species	Human, Mouse
Reactivity Notes	Please note that this antibody is reactive to Mouse and derived from the same host, Mouse. Mouse-On-Mouse blocking reagent may be needed for IHC and ICC experiments to reduce high background signal. You can find these reagents under catalog numbers PK-2200-NB and MP-2400-NB. Please contact Technical Support if you have any questions.
Immunogen	Full length human recombinant protein of human TMEFF2(NP_057276) produced in HEK293T cell.

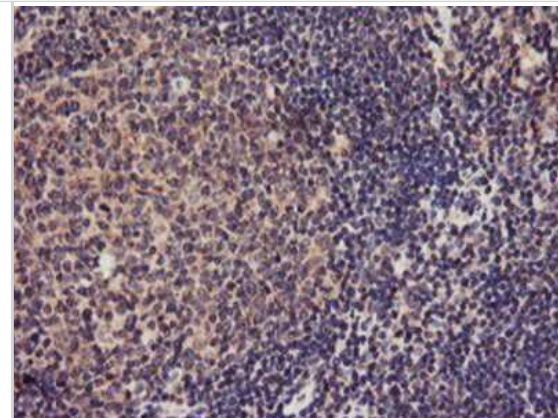
Product Application Details	
Applications	Western Blot, Immunohistochemistry, Immunohistochemistry-Paraffin
Recommended Dilutions	Western Blot 1:500-2000, Immunohistochemistry 1:150, Immunohistochemistry-Paraffin 1:150

**Images**

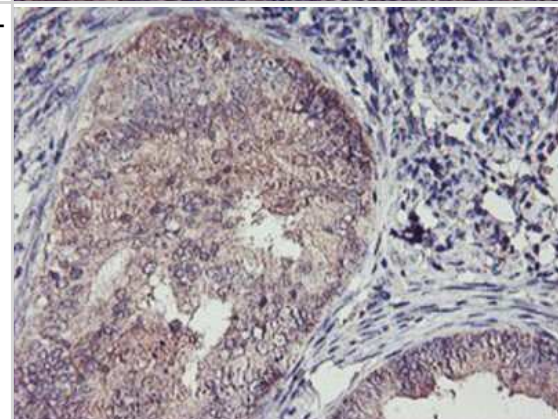
Western Blot: TMEFF2 Antibody (1F9) [NBP2-01863] - HEK293T cells were transfected with the pCMV6-ENTRY control (Left lane) or pCMV6-ENTRY TMEFF2 (Right lane) cDNA for 48 hrs and lysed. Equivalent amounts of cell lysates (5 ug per lane) were separated by SDS-PAGE and immunoblotted with anti-TMEFF2.



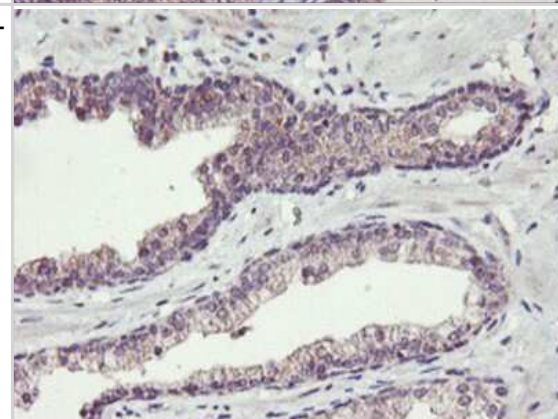
Immunohistochemistry-Paraffin: TMEFF2 Antibody (1F9) [NBP2-01863]  
Staining of paraffin-embedded Human tonsil using anti-TMEFF2 mouse monoclonal antibody.



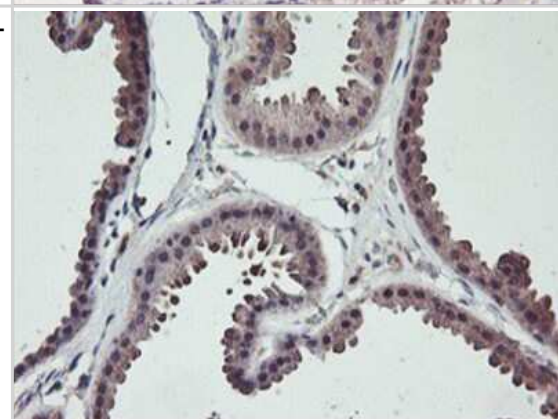
Immunohistochemistry-Paraffin: TMEFF2 Antibody (1F9) [NBP2-01863] -  
Staining of paraffin-embedded Adenocarcinoma of Human endometrium  
tissue using anti-TMEFF2 mouse monoclonal antibody.



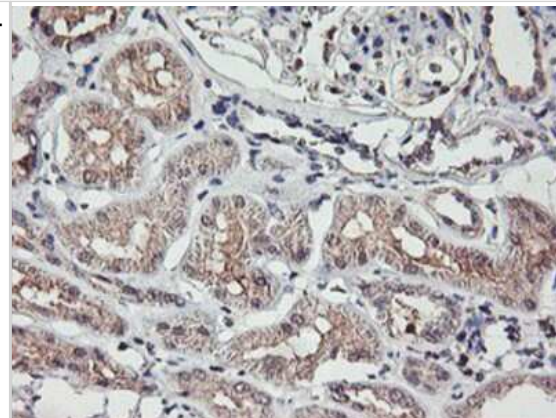
Immunohistochemistry-Paraffin: TMEFF2 Antibody (1F9) [NBP2-01863] -  
Staining of paraffin-embedded Carcinoma of Human prostate tissue  
using anti-TMEFF2 mouse monoclonal antibody.



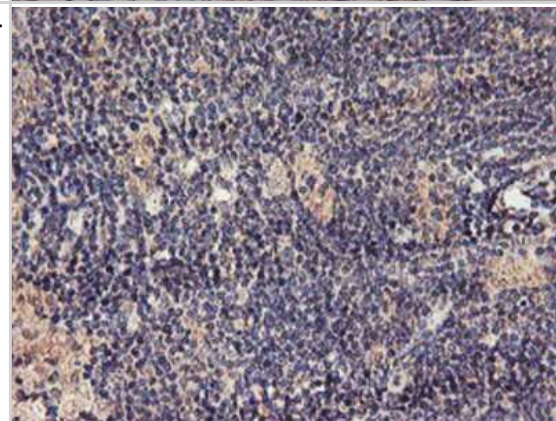
Immunohistochemistry-Paraffin: TMEFF2 Antibody (1F9) [NBP2-01863] -  
Staining of paraffin-embedded Human breast tissue using anti-TMEFF2  
mouse monoclonal antibody.



Immunohistochemistry-Paraffin: TMEFF2 Antibody (1F9) [NBP2-01863] - Staining of paraffin-embedded Human Kidney tissue using anti-TMEFF2 mouse monoclonal antibody.



Immunohistochemistry-Paraffin: TMEFF2 Antibody (1F9) [NBP2-01863] - Staining of paraffin-embedded Human lymphoma tissue using anti-TMEFF2 mouse monoclonal antibody.





### **Novus Biologicals USA**

10730 E. Briarwood Avenue  
Centennial, CO 80112  
USA  
Phone: 303.730.1950  
Toll Free: 1.888.506.6887  
Fax: 303.730.1966  
nb-customerservice@bio-techne.com

### **Bio-Techne Canada**

21 Canmotor Ave  
Toronto, ON M8Z 4E6  
Canada  
Phone: 905.827.6400  
Toll Free: 855.668.8722  
Fax: 905.827.6402  
canada.inquires@bio-techne.com

### **Bio-Techne Ltd**

19 Barton Lane  
Abingdon Science Park  
Abingdon, OX14 3NB, United Kingdom  
Phone: (44) (0) 1235 529449  
Free Phone: 0800 37 34 15  
Fax: (44) (0) 1235 533420  
info.EMEA@bio-techne.com

### **General Contact Information**

www.novusbio.com  
Technical Support: nb-technical@bio-techne.com  
Orders: nb-customerservice@bio-techne.com  
General: novus@novusbio.com

### **Products Related to NBP2-01863**

---

HAF007	Goat anti-Mouse IgG Secondary Antibody [HRP]
NB720-B	Rabbit anti-Mouse IgG (H+L) Secondary Antibody [Biotin]
NBP1-96778	Mouse IgG2a Isotype Control (M2A)
NBP1-84362PEP	TMEFF2/Tomoregulin-2 Recombinant Protein Antigen

---

### **Limitations**

This product is for research use only and is not approved for use in humans or in clinical diagnosis. Primary Antibodies are guaranteed for 1 year from date of receipt.

For more information on our 100% guarantee, please visit [www.novusbio.com/guarantee](http://www.novusbio.com/guarantee)

Earn gift cards/discounts by submitting a review: [www.novusbio.com/reviews/submit/NBP2-01863](http://www.novusbio.com/reviews/submit/NBP2-01863)

Earn gift cards/discounts by submitting a publication using this product:  
[www.novusbio.com/publications](http://www.novusbio.com/publications)

