

Product Datasheet

ARL11 Antibody (OTI1A5) NBP2-01470

Unit Size: 0.1 ml

Store at -20C. Avoid freeze-thaw cycles.

www.novusbio.com



technical@novusbio.com

Publications: 1

Protocols, Publications, Related Products, Reviews, Research Tools and Images at:
www.novusbio.com/NBP2-01470

Updated 9/9/2025 v.20.1

Earn rewards for product
reviews and publications.

Submit a publication at www.novusbio.com/publications

Submit a review at www.novusbio.com/reviews/destination/NBP2-01470



NBP2-01470

ARL11 Antibody (OT11A5)

| Product Information | |
|-------------------------|--|
| Unit Size | 0.1 ml |
| Concentration | 0.62 mg/ml |
| Storage | Store at -20C. Avoid freeze-thaw cycles. |
| Clonality | Monoclonal |
| Clone | OT11A5 |
| Preservative | 0.02% Sodium Azide |
| Isotype | IgG1 |
| Purity | Immunogen affinity purified |
| Buffer | PBS (pH 7.3), 1.0% BSA and 50% Glycerol |
| Target Molecular Weight | 21.2 kDa |

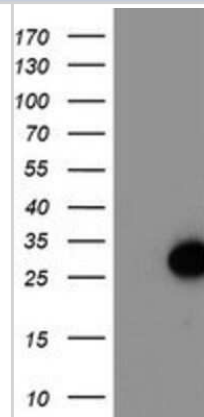
| Product Description | |
|---------------------|---|
| Description | Novus Biologicals Mouse ARL11 Antibody (OT11A5) (NBP2-01470) is a monoclonal antibody validated for use in IHC, WB, Flow and ICC/IF. Anti-ARL11 Antibody: Cited in 1 publication. All Novus Biologicals antibodies are covered by our 100% guarantee. |
| Host | Mouse |
| Gene ID | 115761 |
| Gene Symbol | ARL11 |
| Species | Human, Mouse |
| Reactivity Notes | Please note that this antibody is reactive to Mouse and derived from the same host, Mouse. Mouse-On-Mouse blocking reagent may be needed for IHC and ICC experiments to reduce high background signal. You can find these reagents under catalog numbers PK-2200-NB and MP-2400-NB. Please contact Technical Support if you have any questions. |
| Immunogen | Full length human recombinant protein of human ARL11(NP_612459) produced in HEK293T cell. |

| Product Application Details | |
|-----------------------------|---|
| Applications | Western Blot, Immunohistochemistry-Paraffin, Flow Cytometry, Immunocytochemistry/ Immunofluorescence, Immunohistochemistry |
| Recommended Dilutions | Western Blot 1:2000, Flow Cytometry 1:100, Immunohistochemistry 1:150, Immunocytochemistry/ Immunofluorescence 1:100, Immunohistochemistry-Paraffin 1:150 |

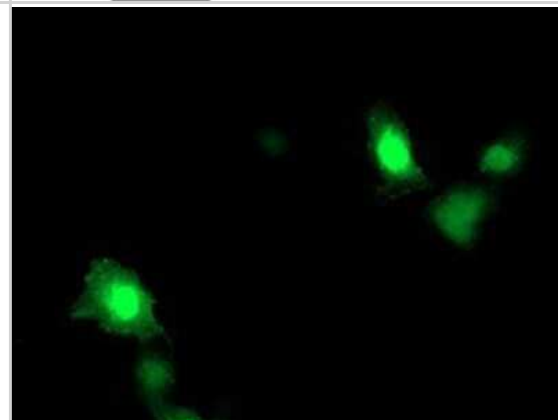


Images

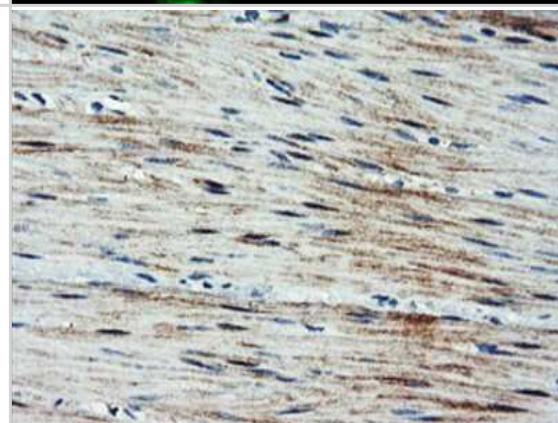
Western Blot: ARL11 Antibody (1A5) [NBP2-01470] - HEK293T cells were transfected with the pCMV6-ENTRY control (Left lane) or pCMV6-ENTRY ARL11 (Right lane) cDNA for 48 hrs and lysed. Equivalent amounts of cell lysates (5 ug per lane) were separated by SDS-PAGE and immunoblotted with anti-ARL11.



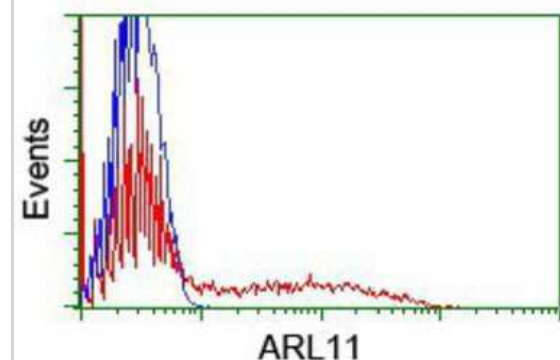
Immunocytochemistry/Immunofluorescence: ARL11 Antibody (1A5) [NBP2-01470] Staining of COS7 cells transiently transfected by pCMV6-ENTRY ARL11.



Immunohistochemistry-Paraffin: ARL11 Antibody (1A5) [NBP2-01470] - Staining of paraffin-embedded Human colon tissue using anti-ARL11 mouse monoclonal antibody.



Flow Cytometry: ARL11 Antibody (1A5) [NBP2-01470] - HEK293T cells transfected with either overexpression plasmid (Red) or empty vector control plasmid (Blue) were immunostained by anti-ARL11 antibody, and then analyzed by flow cytometry.



Publications

Li FL, Wu Z, Gao YQ et al. Defining the proximal interaction networks of Arf GTPases reveals a mechanism for the regulation of PLD1 and PI4KB The EMBO journal 2022-07-17 [PMID: 35844135]



Novus Biologicals USA

10730 E. Briarwood Avenue
Centennial, CO 80112
USA
Phone: 303.730.1950
Toll Free: 1.888.506.6887
Fax: 303.730.1966
nb-customerservice@bio-techne.com

Bio-Techne Canada

21 Canmotor Ave
Toronto, ON M8Z 4E6
Canada
Phone: 905.827.6400
Toll Free: 855.668.8722
Fax: 905.827.6402
canada.inquires@bio-techne.com

Bio-Techne Ltd

19 Barton Lane
Abingdon Science Park
Abingdon, OX14 3NB, United Kingdom
Phone: (44) (0) 1235 529449
Free Phone: 0800 37 34 15
Fax: (44) (0) 1235 533420
info.EMEA@bio-techne.com

General Contact Information

www.novusbio.com
Technical Support: nb-technical@bio-techne.com
Orders: nb-customerservice@bio-techne.com
General: novus@novusbio.com

Products Related to NBP2-01470

| | |
|------------------|--|
| NBP2-33376H | Blue Marker Antibody (6F4-F6) [HRP] |
| HAF007 | Goat anti-Mouse IgG Secondary Antibody [HRP] |
| NB7539 | Goat anti-Mouse IgG (H+L) Secondary Antibody [HRP] |
| NBP1-97005-0.5mg | Mouse IgG1 Isotype Control (MG1) |

Limitations

This product is for research use only and is not approved for use in humans or in clinical diagnosis. Primary Antibodies are guaranteed for 1 year from date of receipt.

For more information on our 100% guarantee, please visit www.novusbio.com/guarantee

Earn gift cards/discounts by submitting a review: www.novusbio.com/reviews/submit/NBP2-01470

Earn gift cards/discounts by submitting a publication using this product:
www.novusbio.com/publications

