

Product Datasheet

ER alpha/NR3A1 Antibody (OTI1B1) NBP2-01371

Unit Size: 0.1 ml

Store at -20C. Avoid freeze-thaw cycles.

www.novusbio.com



technical@novusbio.com

Protocols, Publications, Related Products, Reviews, Research Tools and Images at:
www.novusbio.com/NBP2-01371

Updated 10/23/2024 v.20.1

Earn rewards for product
reviews and publications.

Submit a publication at www.novusbio.com/publications

Submit a review at www.novusbio.com/reviews/destination/NBP2-01371



NBP2-01371

ER alpha/NR3A1 Antibody (OT11B1)


Product Information	
Unit Size	0.1 ml
Concentration	1 mg/ml
Storage	Store at -20C. Avoid freeze-thaw cycles.
Clonality	Monoclonal
Clone	OT11B1
Preservative	0.02% Sodium Azide
Isotype	IgG2b
Purity	Immunogen affinity purified
Buffer	PBS (pH 7.3), 1.0% BSA and 50% Glycerol
Target Molecular Weight	66 kDa

Product Description	
Host	Mouse
Gene ID	2099
Gene Symbol	ESR1
Species	Human, Mouse, Rat
Reactivity Notes	Please note that this antibody is reactive to Mouse and derived from the same host, Mouse. Mouse-On-Mouse blocking reagent may be needed for IHC and ICC experiments to reduce high background signal. You can find these reagents under catalog numbers PK-2200-NB and MP-2400-NB. Please contact Technical Support if you have any questions.
Immunogen	Full length human recombinant protein of human ESR1(NP_000116) produced in HEK293T cell.

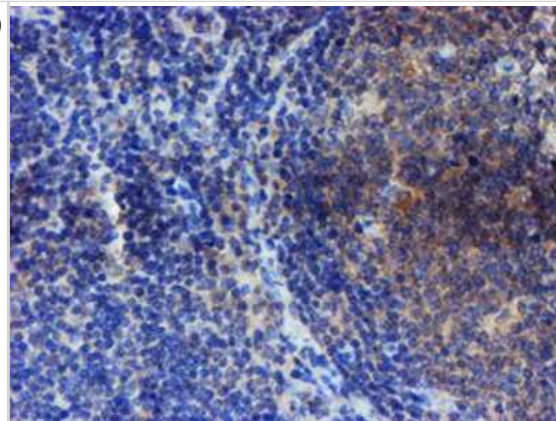
Product Application Details	
Applications	Western Blot, Immunohistochemistry, Immunohistochemistry-Paraffin
Recommended Dilutions	Western Blot 1:2000, Immunohistochemistry 1:150, Immunohistochemistry-Paraffin 1:150

Images

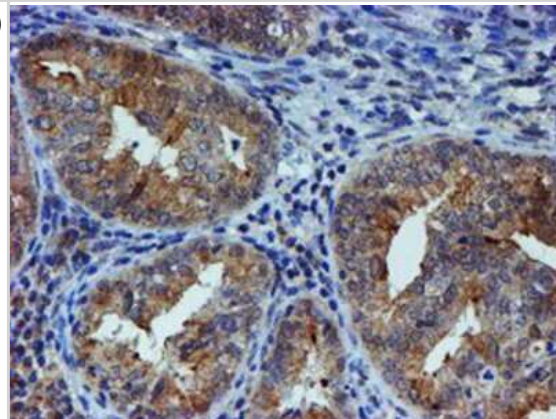
Western Blot: Estrogen Receptor alpha Antibody (1B1) [NBP2-01371] - HEK293T cells were transfected with the pCMV6-ENTRY control (Left lane) or pCMV6-ENTRY Estrogen Receptor alpha (Right lane) cDNA for 48 hrs and lysed. Equivalent amounts of cell lysates (5 ug per lane) were separated by SDS-PAGE and immunoblotted with anti-Estrogen Receptor alpha.



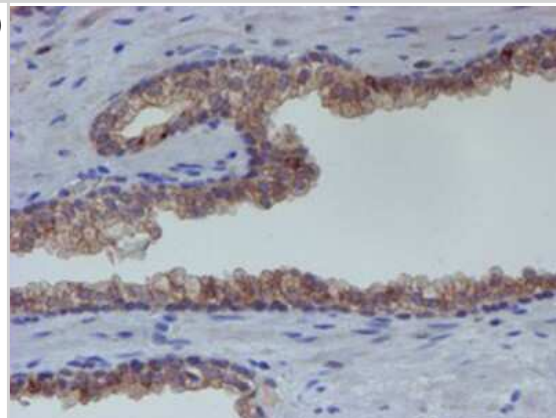
Immunohistochemistry-Paraffin: Estrogen Receptor alpha Antibody (1B1) [NBP2-01371] Staining of paraffin-embedded Human tonsil using anti-Estrogen Receptor alpha mouse monoclonal antibody.



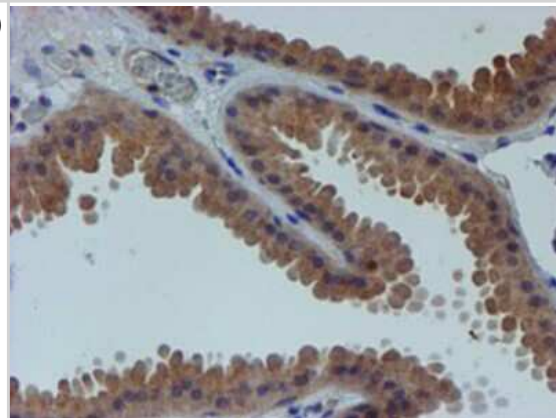
Immunohistochemistry-Paraffin: Estrogen Receptor alpha Antibody (1B1) [NBP2-01371] - Staining of paraffin-embedded Adenocarcinoma of Human endometrium tissue using anti-Estrogen Receptor alpha mouse monoclonal antibody.



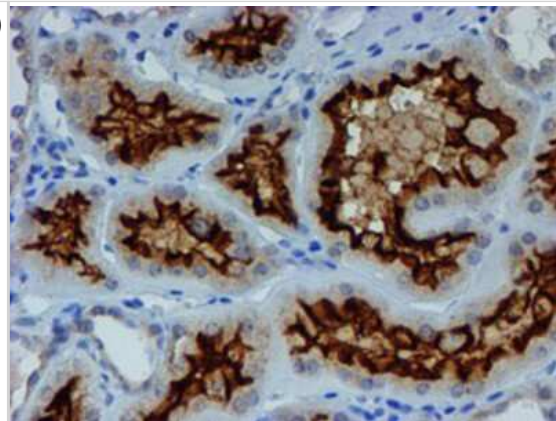
Immunohistochemistry-Paraffin: Estrogen Receptor alpha Antibody (1B1) [NBP2-01371] - Staining of paraffin-embedded Carcinoma of Human prostate tissue using anti-Estrogen Receptor alpha mouse monoclonal antibody.



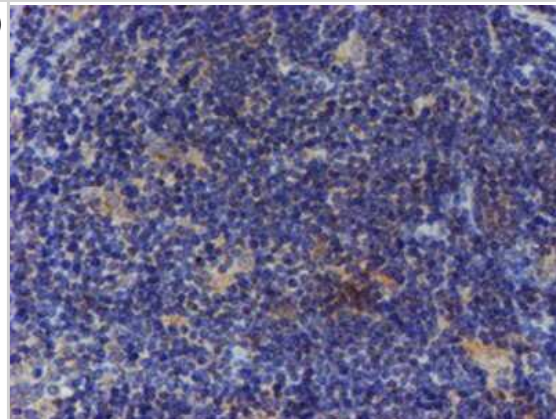
Immunohistochemistry-Paraffin: Estrogen Receptor alpha Antibody (1B1) [NBP2-01371] - Staining of paraffin-embedded Human breast tissue using anti-Estrogen Receptor alpha mouse monoclonal antibody.



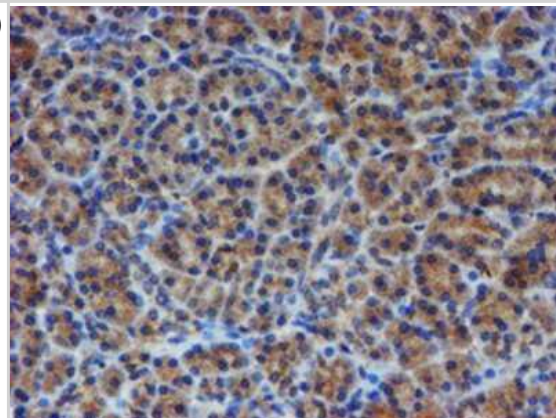
Immunohistochemistry-Paraffin: Estrogen Receptor alpha Antibody (1B1) [NBP2-01371] - Staining of paraffin-embedded Human Kidney tissue using anti-Estrogen Receptor alpha mouse monoclonal antibody.



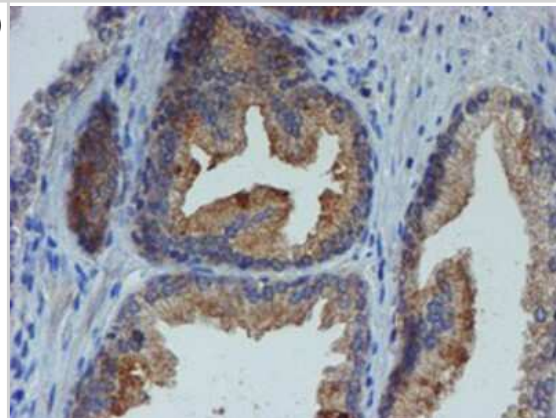
Immunohistochemistry-Paraffin: Estrogen Receptor alpha Antibody (1B1) [NBP2-01371] - Staining of paraffin-embedded Human Lymphoma tissue using anti-Estrogen Receptor alpha mouse monoclonal antibody.



Immunohistochemistry-Paraffin: Estrogen Receptor alpha Antibody (1B1) [NBP2-01371] - Staining of paraffin-embedded Human pancreas tissue using anti-Estrogen Receptor alpha mouse monoclonal antibody.



Immunohistochemistry-Paraffin: Estrogen Receptor alpha Antibody (1B1) [NBP2-01371] - Staining of paraffin-embedded Human prostate tissue using anti-Estrogen Receptor alpha mouse monoclonal antibody.





Novus Biologicals USA

10730 E. Briarwood Avenue
Centennial, CO 80112
USA
Phone: 303.730.1950
Toll Free: 1.888.506.6887
Fax: 303.730.1966
nb-customerservice@bio-techne.com

Bio-Techne Canada

21 Canmotor Ave
Toronto, ON M8Z 4E6
Canada
Phone: 905.827.6400
Toll Free: 855.668.8722
Fax: 905.827.6402
canada.inquires@bio-techne.com

Bio-Techne Ltd

19 Barton Lane
Abingdon Science Park
Abingdon, OX14 3NB, United Kingdom
Phone: (44) (0) 1235 529449
Free Phone: 0800 37 34 15
Fax: (44) (0) 1235 533420
info.EMEA@bio-techne.com

General Contact Information

www.novusbio.com
Technical Support: nb-technical@bio-techne.com
Orders: nb-customerservice@bio-techne.com
General: novus@novusbio.com

Products Related to NBP2-01371

HAF007	Goat anti-Mouse IgG Secondary Antibody [HRP]
NB720-B	Rabbit anti-Mouse IgG (H+L) Secondary Antibody [Biotin]
NBP2-27231	Mouse IgG2b Isotype Control (MPC-11)
H00002099-Q01-10ug	Recombinant Human ER alpha/NR3A1 GST (N-Term) Protein

Limitations

This product is for research use only and is not approved for use in humans or in clinical diagnosis. Primary Antibodies are guaranteed for 1 year from date of receipt.

For more information on our 100% guarantee, please visit www.novusbio.com/guarantee

Earn gift cards/discounts by submitting a review: www.novusbio.com/reviews/submit/NBP2-01371

Earn gift cards/discounts by submitting a publication using this product:
www.novusbio.com/publications

