

Product Datasheet

Calmodulin 3 Antibody - BSA Free NBP1-98474

Unit Size: 100 ul

Store at 4C short term. Aliquot and store at -20C long term. Avoid freeze-thaw cycles.

www.novusbio.com



technical@novusbio.com

Protocols, Publications, Related Products, Reviews, Research Tools and Images at:
www.novusbio.com/NBP1-98474

Updated 2/23/2025 v.20.1

Earn rewards for product
reviews and publications.

Submit a publication at www.novusbio.com/publications

Submit a review at www.novusbio.com/reviews/destination/NBP1-98474



NBP1-98474

Calmodulin 3 Antibody - BSA Free

Product Information

Unit Size	100 ul
Concentration	0.5 mg/ml
Storage	Store at 4C short term. Aliquot and store at -20C long term. Avoid freeze-thaw cycles.
Clonality	Polyclonal
Preservative	0.09% Sodium Azide
Isotype	IgG
Purity	Affinity purified
Buffer	PBS, 2% Sucrose
Target Molecular Weight	12 kDa

Product Description

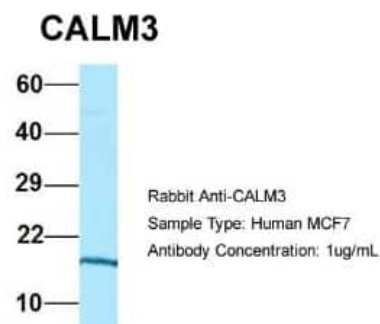
Description	The addition of 50% glycerol is optional for those storing this antibody at -20C and not aliquoting smaller units. However, please note that glycerol may interrupt some downstream antibody applications and should be added with caution.
Host	Rabbit
Gene ID	808
Gene Symbol	CALM3
Species	Human
Immunogen	The immunogen for this antibody is Calmodulin 3 - N-terminal region. Peptide sequence LQDMINEVDADGNGTIDFPEFLTMMARKMKDTSDEEEIREAFRVFDKDG. The peptide sequence for this immunogen was taken from within the described region.

Product Application Details

Applications	Western Blot
Recommended Dilutions	Western Blot 1.0 ug/ml

Images

Western Blot: Calmodulin 3 Antibody [NBP1-98474] - Human MCF7, Antibody Dilution: 1.0 ug/ml CALM3 is strongly supported by BioGPS gene expression data to be expressed in MCF7.




Western Blot: Calmodulin 3 Antibody [NBP1-98474] - Titration: 1.0 ug/ml
Positive Control: Hela Whole Cell.



Western Blot: Calmodulin 3 Antibody [NBP1-98474] - Human 721_B,
Antibody Dilution: 1.0 ug/ml CALM3 is strongly supported by BioGPS
gene expression data to be expressed in Human 721_B cells.

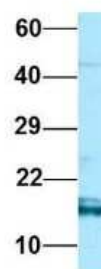
CALM3



Rabbit Anti-CALM3
Sample Type: Human 721_B
Antibody Concentration: 1ug/mL

Western Blot: Calmodulin 3 Antibody [NBP1-98474] - Human HepG2,
Antibody Dilution: 1.0 ug/ml CALM3 is supported by BioGPS gene
expression data to be expressed in HepG2.


CALM3



Rabbit Anti-CALM3
Sample Type: Human HepG2
Antibody Concentration: 1ug/mL

Western Blot: Calmodulin 3 Antibody [NBP1-98474] - Human Jurkat,
Antibody Dilution: 1.0 ug/ml CALM3 is strongly supported by BioGPS
gene expression data to be expressed in Jurkat.

CALM3



Rabbit Anti-CALM3
Sample Type: Human Jurkat
Antibody Concentration: 1ug/mL



Novus Biologicals USA

10730 E. Briarwood Avenue
Centennial, CO 80112
USA
Phone: 303.730.1950
Toll Free: 1.888.506.6887
Fax: 303.730.1966
nb-customerservice@bio-techne.com

Bio-Techne Canada

21 Canmotor Ave
Toronto, ON M8Z 4E6
Canada
Phone: 905.827.6400
Toll Free: 855.668.8722
Fax: 905.827.6402
canada.inquires@bio-techne.com

Bio-Techne Ltd

19 Barton Lane
Abingdon Science Park
Abingdon, OX14 3NB, United Kingdom
Phone: (44) (0) 1235 529449
Free Phone: 0800 37 34 15
Fax: (44) (0) 1235 533420
info.EMEA@bio-techne.com

General Contact Information

www.novusbio.com
Technical Support: nb-technical@bio-techne.com
Orders: nb-customerservice@bio-techne.com
General: novus@novusbio.com

Products Related to NBP1-98474

HAF008	Goat anti-Rabbit IgG Secondary Antibody [HRP]
NB7160	Goat anti-Rabbit IgG (H+L) Secondary Antibody [HRP]
NBP2-24891	Rabbit IgG Isotype Control
H00000808-P01-10ug	Recombinant Human Calmodulin 3 GST (N-Term) Protein

Limitations

This product is for research use only and is not approved for use in humans or in clinical diagnosis. Primary Antibodies are guaranteed for 1 year from date of receipt.

For more information on our 100% guarantee, please visit www.novusbio.com/guarantee

Earn gift cards/discounts by submitting a review: www.novusbio.com/reviews/submit/NBP1-98474

Earn gift cards/discounts by submitting a publication using this product:
www.novusbio.com/publications

