

Product Datasheet

Nucleolar Protein 4 Like Antibody - BSA Free NBP1-94114

Unit Size: 0.1 ml

Store at 4C short term. Aliquot and store at -20C long term. Avoid freeze-thaw cycles.

www.novusbio.com



technical@novusbio.com

Protocols, Publications, Related Products, Reviews, Research Tools and Images at:
www.novusbio.com/NBP1-94114

Updated 12/2/2025 v.20.1

Earn rewards for product
reviews and publications.

Submit a publication at www.novusbio.com/publications

Submit a review at www.novusbio.com/reviews/destination/NBP1-94114



NBP1-94114

Nucleolar Protein 4 Like Antibody - BSA Free

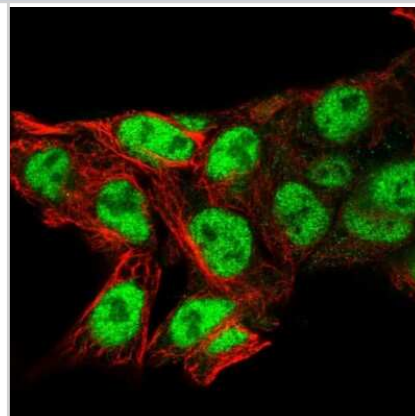
Product Information	
Unit Size	0.1 ml
Concentration	Concentrations vary lot to lot. See vial label for concentration. If unlisted please contact technical services.
Storage	Store at 4C short term. Aliquot and store at -20C long term. Avoid freeze-thaw cycles.
Clonality	Polyclonal
Preservative	0.02% Sodium Azide
Isotype	IgG
Purity	Affinity purified
Buffer	PBS (pH 7.2) and 40% Glycerol

Product Description	
Description	Novus Biologicals Rabbit Nucleolar Protein 4 Like Antibody - BSA Free (NBP1-94114) is a polyclonal antibody validated for use in IHC and ICC/IF. All Novus Biologicals antibodies are covered by our 100% guarantee.
Host	Rabbit
Gene ID	140688
Gene Symbol	C20orf112
Species	Human
Immunogen	This antibody was developed against Recombinant Protein corresponding to amino acids: SDGCGADGLRSRVKYGVKTTPEPPYSSGSYDSIKTEVSGCPEDLTVGRAPTA DDDDDDHDDHEDNDKMNDSEGMDPERL

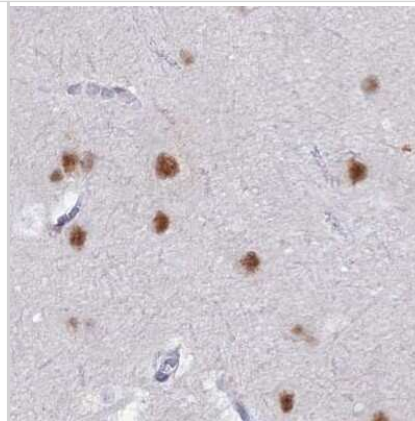
Product Application Details	
Applications	Immunohistochemistry-Paraffin, Immunocytochemistry/ Immunofluorescence, Immunohistochemistry
Recommended Dilutions	Immunohistochemistry 1:200 - 1:500, Immunocytochemistry/ Immunofluorescence 0.25-2 ug/ml, Immunohistochemistry-Paraffin 1:200 - 1:500
Application Notes	For IHC-Paraffin, HIER pH 6 retrieval is recommended. Immunocytochemistry/Immunofluorescence Fixation Permeabilization: Use PFA/Triton X-100.

Images

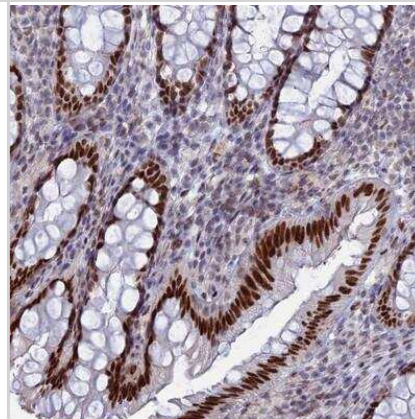
Immunocytochemistry/Immunofluorescence: C20orf112 Antibody [NBP1-94114] - Immunofluorescent staining of human cell line Hep G2 shows localization to nucleoplasm.



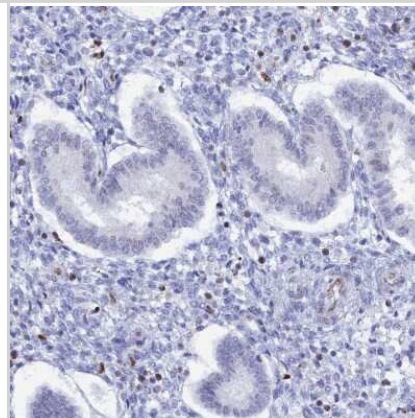
Immunohistochemistry-Paraffin: C20orf112 Antibody [NBP1-94114] - Staining of human cerebral cortex.



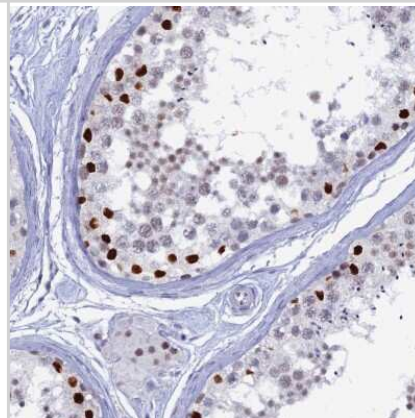
Immunohistochemistry: C20orf112 Antibody [NBP1-94114] - Staining of human rectum shows strong nuclear positivity in glandular cells.



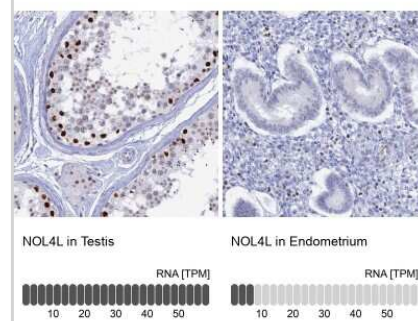
Immunohistochemistry-Paraffin: C20orf112 Antibody [NBP1-94114] - Staining of human endometrium shows low expression as expected.



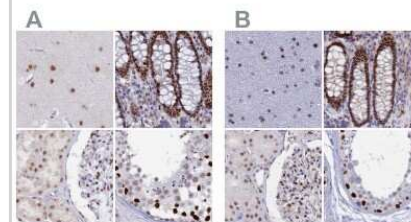
Immunohistochemistry-Paraffin: C20orf112 Antibody [NBP1-94114] - Staining of human testis shows high expression.



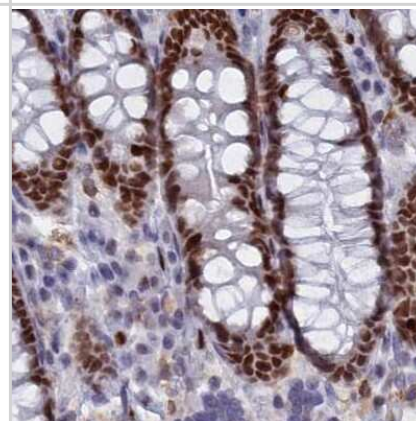
Immunohistochemistry-Paraffin: C20orf112 Antibody [NBP1-94114] - Staining in human testis and endometrium tissues using anti-NOL4L antibody. Corresponding NOL4L RNA-seq data are presented for the same tissues.



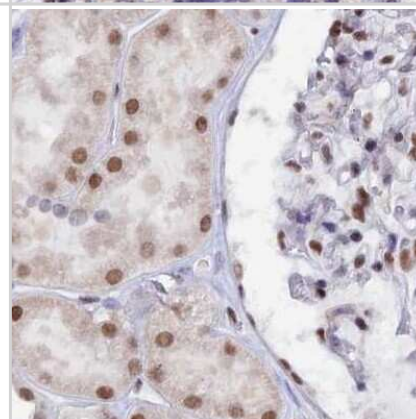
Immunohistochemistry-Paraffin: C20orf112 Antibody [NBP1-94114] - Staining of human cerebral cortex, colon, kidney and testis using Anti-NOL4L antibody NBP1-94114 (A) shows similar protein distribution across tissues to independent antibody NBP1-94115 (B).



Immunohistochemistry-Paraffin: C20orf112 Antibody [NBP1-94114] - Staining of human colon.



Immunohistochemistry-Paraffin: C20orf112 Antibody [NBP1-94114] - Staining of human kidney.





Novus Biologicals USA

10730 E. Briarwood Avenue
Centennial, CO 80112
USA
Phone: 303.730.1950
Toll Free: 1.888.506.6887
Fax: 303.730.1966
nb-customerservice@bio-techne.com

Bio-Techne Canada

21 Canmotor Ave
Toronto, ON M8Z 4E6
Canada
Phone: 905.827.6400
Toll Free: 855.668.8722
Fax: 905.827.6402
canada.inquires@bio-techne.com

Bio-Techne Ltd

19 Barton Lane
Abingdon Science Park
Abingdon, OX14 3NB, United Kingdom
Phone: (44) (0) 1235 529449
Free Phone: 0800 37 34 15
Fax: (44) (0) 1235 533420
info.EMEA@bio-techne.com

General Contact Information

www.novusbio.com
Technical Support: nb-technical@bio-techne.com
Orders: nb-customerservice@bio-techne.com
General: novus@novusbio.com

Products Related to NBP1-94114

NBP1-94114PEP	Nucleolar Protein 4 Like Recombinant Protein Antigen
HAF008	Goat anti-Rabbit IgG Secondary Antibody [HRP]
NB7160	Goat anti-Rabbit IgG (H+L) Secondary Antibody [HRP]
NBP2-24891	Rabbit IgG Isotype Control

Limitations

This product is for research use only and is not approved for use in humans or in clinical diagnosis. Primary Antibodies are guaranteed for 1 year from date of receipt.

For more information on our 100% guarantee, please visit www.novusbio.com/guarantee

Earn gift cards/discounts by submitting a review: www.novusbio.com/reviews/submit/NBP1-94114

Earn gift cards/discounts by submitting a publication using this product:
www.novusbio.com/publications

