

Product Datasheet

DENND1C Antibody - BSA Free

NBP1-94052

Unit Size: 0.1 ml

Store at 4C short term. Aliquot and store at -20C long term. Avoid freeze-thaw cycles.

www.novusbio.com



technical@novusbio.com

Protocols, Publications, Related Products, Reviews, Research Tools and Images at:
www.novusbio.com/NBP1-94052

Updated 9/9/2025 v.20.1

Earn rewards for product
reviews and publications.

Submit a publication at www.novusbio.com/publications

Submit a review at www.novusbio.com/reviews/destination/NBP1-94052



NBP1-94052

DENND1C Antibody - BSA Free

Product Information

Unit Size	0.1 ml
Concentration	Concentrations vary lot to lot. See vial label for concentration. If unlisted please contact technical services.
Storage	Store at 4C short term. Aliquot and store at -20C long term. Avoid freeze-thaw cycles.
Clonality	Polyclonal
Preservative	0.02% Sodium Azide
Isotype	IgG
Purity	Immunogen affinity purified
Buffer	PBS (pH 7.2) and 40% Glycerol

Product Description

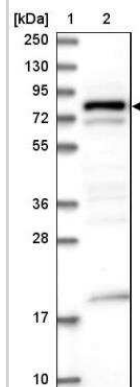
Description	Novus Biologicals Rabbit DENND1C Antibody - BSA Free (NBP1-94052) is a polyclonal antibody validated for use in IHC and WB. All Novus Biologicals antibodies are covered by our 100% guarantee.
Host	Rabbit
Gene ID	79958
Gene Symbol	DENND1C
Species	Human
Immunogen	This antibody was developed against Recombinant Protein corresponding to amino acids: PLSPEDEGCPWAEELDSSFLGSGEELDLLSEILDSLMSGAKSAGSLRPSQSL DCCHRGDLDSCLPNIPRWQPDDKKL

Product Application Details

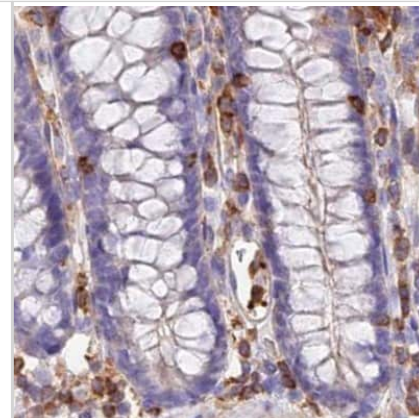
Applications	Western Blot, Immunohistochemistry-Paraffin, Immunohistochemistry
Recommended Dilutions	Western Blot 0.04-0.4 ug/ml, Immunohistochemistry 1:2500 - 1:5000, Immunohistochemistry-Paraffin 1:2500 - 1:5000
Application Notes	For IHC-Paraffin, HIER pH 6 retrieval is recommended.

Images

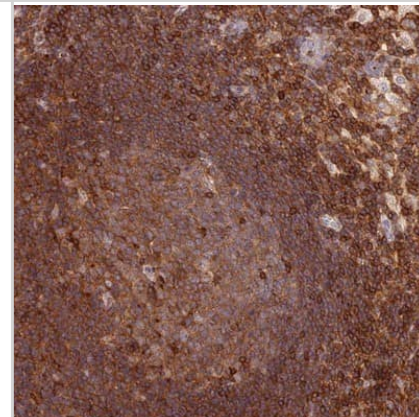
Western Blot: DENND1C Antibody [NBP1-94052] - Lane 1: Marker [kDa] 250, 130, 95, 72, 55, 36, 28, 17, 10. Lane 2: Human cell line RT-4



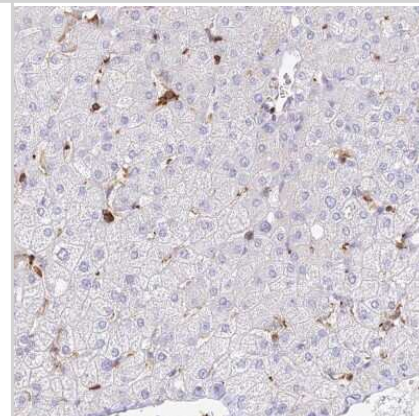
Immunohistochemistry-Paraffin: DENND1C Antibody [NBP1-94052] - Staining of human colon.



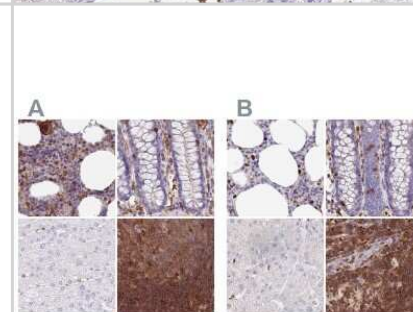
Immunohistochemistry-Paraffin: DENND1C Antibody [NBP1-94052] - Staining of human lymph node shows strong cytoplasmic positivity in germinal center cells and non-germinal center cells.



Immunohistochemistry-Paraffin: DENND1C Antibody [NBP1-94052] - Staining of human liver shows low expression as expected.



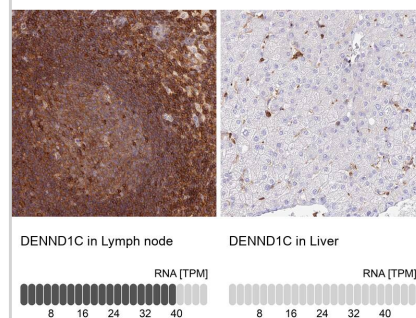
Immunohistochemistry-Paraffin: DENND1C Antibody [NBP1-94052] - Staining of human bone marrow, colon, liver and lymph node using Anti-DENND1C antibody NBP1-94052 (A) shows similar protein distribution across tissues to independent antibody NBP1-94051 (B).



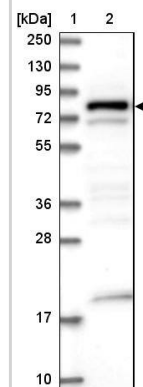
Immunohistochemistry-Paraffin: DENND1C Antibody [NBP1-94052] - Staining of human bone marrow.



Analysis in human lymph node and liver tissues using Anti-DENND1C antibody. Corresponding DENND1C RNA-seq data are presented for the same tissues.



Lane 1: Marker [kDa] 250, 130, 95, 72, 55, 36, 28, 17, 10
Lane 2: Human cell line RT-4





Novus Biologicals USA

10730 E. Briarwood Avenue
Centennial, CO 80112
USA
Phone: 303.730.1950
Toll Free: 1.888.506.6887
Fax: 303.730.1966
nb-customerservice@bio-techne.com

Bio-Techne Canada

21 Canmotor Ave
Toronto, ON M8Z 4E6
Canada
Phone: 905.827.6400
Toll Free: 855.668.8722
Fax: 905.827.6402
canada.inquires@bio-techne.com

Bio-Techne Ltd

19 Barton Lane
Abingdon Science Park
Abingdon, OX14 3NB, United Kingdom
Phone: (44) (0) 1235 529449
Free Phone: 0800 37 34 15
Fax: (44) (0) 1235 533420
info.EMEA@bio-techne.com

General Contact Information

www.novusbio.com
Technical Support: nb-technical@bio-techne.com
Orders: nb-customerservice@bio-techne.com
General: novus@novusbio.com

Products Related to NBP1-94052

NBP1-94052PEP	DENND1C Recombinant Protein Antigen
HAF008	Goat anti-Rabbit IgG Secondary Antibody [HRP]
NB7160	Goat anti-Rabbit IgG (H+L) Secondary Antibody [HRP]
NBP2-24891	Rabbit IgG Isotype Control

Limitations

This product is for research use only and is not approved for use in humans or in clinical diagnosis. Primary Antibodies are guaranteed for 1 year from date of receipt.

For more information on our 100% guarantee, please visit www.novusbio.com/guarantee

Earn gift cards/discounts by submitting a review: www.novusbio.com/reviews/submit/NBP1-94052

Earn gift cards/discounts by submitting a publication using this product:
www.novusbio.com/publications

