

# Product Datasheet

## LRRC47 Antibody - BSA Free

### NBP1-93598

Unit Size: 0.1 ml

Store at 4C short term. Aliquot and store at -20C long term. Avoid freeze-thaw cycles.

[www.novusbio.com](http://www.novusbio.com)



[technical@novusbio.com](mailto:technical@novusbio.com)

Protocols, Publications, Related Products, Reviews, Research Tools and Images at:  
[www.novusbio.com/NBP1-93598](http://www.novusbio.com/NBP1-93598)

Updated 9/9/2025 v.20.1

Earn rewards for product  
reviews and publications.

Submit a publication at [www.novusbio.com/publications](http://www.novusbio.com/publications)

Submit a review at [www.novusbio.com/reviews/destination/NBP1-93598](http://www.novusbio.com/reviews/destination/NBP1-93598)



**NBP1-93598**

LRRC47 Antibody - BSA Free

**Product Information**

<b>Unit Size</b>	0.1 ml
<b>Concentration</b>	Concentrations vary lot to lot. See vial label for concentration. If unlisted please contact technical services.
<b>Storage</b>	Store at 4C short term. Aliquot and store at -20C long term. Avoid freeze-thaw cycles.
<b>Clonality</b>	Polyclonal
<b>Preservative</b>	0.02% Sodium Azide
<b>Isotype</b>	IgG
<b>Purity</b>	Immunogen affinity purified
<b>Buffer</b>	PBS (pH 7.2) and 40% Glycerol

**Product Description**

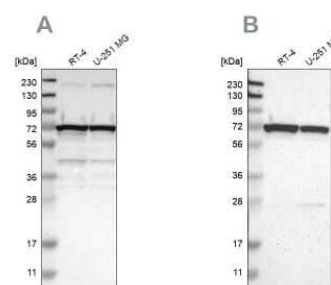
<b>Description</b>	Novus Biologicals Rabbit LRRC47 Antibody - BSA Free (NBP1-93598) is a polyclonal antibody validated for use in IHC and WB. All Novus Biologicals antibodies are covered by our 100% guarantee.
<b>Host</b>	Rabbit
<b>Gene ID</b>	57470
<b>Gene Symbol</b>	LRRC47
<b>Species</b>	Human, Mouse, Rat
<b>Reactivity Notes</b>	Immunogen displays the following percentage of sequence identity for non-tested species: Mouse (89%)
<b>Immunogen</b>	This antibody was developed against Recombinant Protein corresponding to amino acids: NCLDSFPAELFRPGALPLLSELAADNCLRELSPDIAHLASLKTLDLSNNQLSEI PAELADCPKLKEINFRGNKLRDKRLEKMVSGCQTRSILEYLRVGGGRGGGKGGK RAE

**Product Application Details**

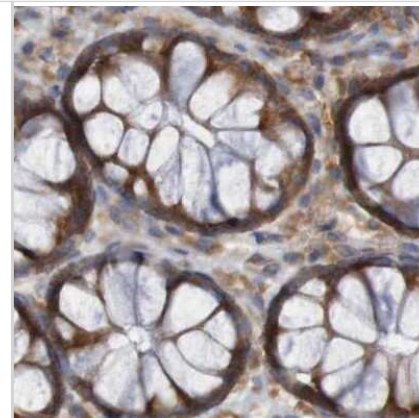
<b>Applications</b>	Western Blot, Immunohistochemistry-Paraffin, Immunohistochemistry
<b>Recommended Dilutions</b>	Western Blot 0.04-0.4 ug/ml, Immunohistochemistry 1:200 - 1:500, Immunohistochemistry-Paraffin 1:200 - 1:500
<b>Application Notes</b>	For IHC-Paraffin, HIER pH 6 retrieval is recommended.

**Images**

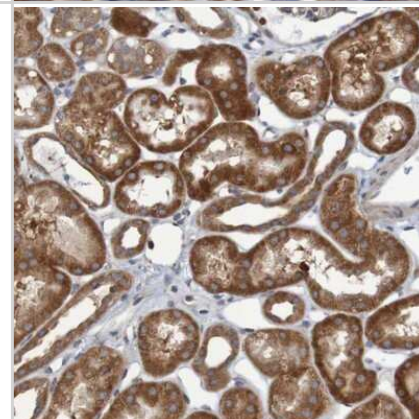
Western Blot: LRRC47 Antibody [NBP1-93598] - Analysis using Anti-LRRC47 antibody NBP1-93598 (A) shows similar pattern to independent antibody NBP1-93597 (B).



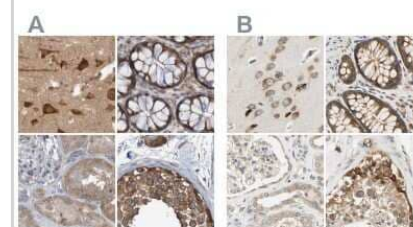
Immunohistochemistry-Paraffin: LRRC47 Antibody [NBP1-93598] - Staining of human colon.



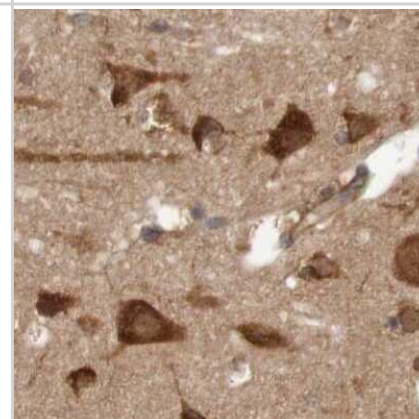
Immunohistochemistry-Paraffin: LRRC47 Antibody [NBP1-93598] - Staining of human kidney shows strong cytoplasmic positivity in renal tubules.



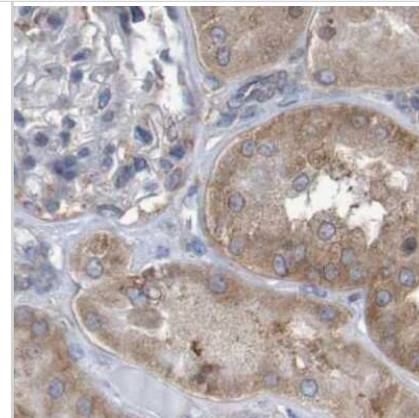
Immunohistochemistry-Paraffin: LRRC47 Antibody [NBP1-93598] - Staining of human cerebral cortex, colon, kidney and testis using Anti-LRRC47 antibody NBP1-93598 (A) shows similar protein distribution across tissues to independent antibody NBP1-93597 (B).



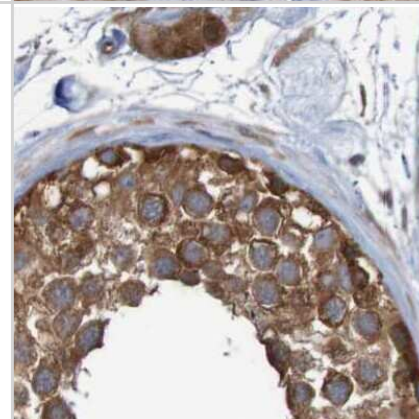
Immunohistochemistry-Paraffin: LRRC47 Antibody [NBP1-93598] - Staining of human cerebral cortex.



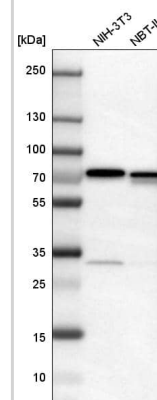
Immunohistochemistry-Paraffin: LRRC47 Antibody [NBP1-93598] - Staining of human kidney.



Immunohistochemistry-Paraffin: LRRC47 Antibody [NBP1-93598] - Staining of human testis.



Analysis in mouse cell line NIH-3T3 and rat cell line NBT-II.





### **Novus Biologicals USA**

10730 E. Briarwood Avenue  
Centennial, CO 80112  
USA  
Phone: 303.730.1950  
Toll Free: 1.888.506.6887  
Fax: 303.730.1966  
nb-customerservice@bio-techne.com

### **Bio-Techne Canada**

21 Canmotor Ave  
Toronto, ON M8Z 4E6  
Canada  
Phone: 905.827.6400  
Toll Free: 855.668.8722  
Fax: 905.827.6402  
canada.inquires@bio-techne.com

### **Bio-Techne Ltd**

19 Barton Lane  
Abingdon Science Park  
Abingdon, OX14 3NB, United Kingdom  
Phone: (44) (0) 1235 529449  
Free Phone: 0800 37 34 15  
Fax: (44) (0) 1235 533420  
info.EMEA@bio-techne.com

### **General Contact Information**

www.novusbio.com  
Technical Support: nb-technical@bio-techne.com  
Orders: nb-customerservice@bio-techne.com  
General: novus@novusbio.com

### **Products Related to NBP1-93598**

---

NBP1-93598PEP	LRRC47 Recombinant Protein Antigen
HAF008	Goat anti-Rabbit IgG Secondary Antibody [HRP]
NB7160	Goat anti-Rabbit IgG (H+L) Secondary Antibody [HRP]
NBP2-24891	Rabbit IgG Isotype Control

---

### **Limitations**

This product is for research use only and is not approved for use in humans or in clinical diagnosis. Primary Antibodies are guaranteed for 1 year from date of receipt.

For more information on our 100% guarantee, please visit [www.novusbio.com/guarantee](http://www.novusbio.com/guarantee)

Earn gift cards/discounts by submitting a review: [www.novusbio.com/reviews/submit/NBP1-93598](http://www.novusbio.com/reviews/submit/NBP1-93598)

Earn gift cards/discounts by submitting a publication using this product:  
[www.novusbio.com/publications](http://www.novusbio.com/publications)

