

Product Datasheet

WDR68 Antibody - BSA Free

NBP1-92590

Unit Size: 0.1 ml

Store at 4C short term. Aliquot and store at -20C long term. Avoid freeze-thaw cycles.

www.novusbio.com



technical@novusbio.com

Publications: 1

Protocols, Publications, Related Products, Reviews, Research Tools and Images at:
www.novusbio.com/NBP1-92590

Updated 2/21/2025 v.20.1

Earn rewards for product
reviews and publications.

Submit a publication at www.novusbio.com/publications

Submit a review at www.novusbio.com/reviews/destination/NBP1-92590



NBP1-92590

WDR68 Antibody - BSA Free


Product Information	
Unit Size	0.1 ml
Concentration	Concentrations vary lot to lot. See vial label for concentration. If unlisted please contact technical services.
Storage	Store at 4C short term. Aliquot and store at -20C long term. Avoid freeze-thaw cycles.
Clonality	Polyclonal
Preservative	0.02% Sodium Azide
Isotype	IgG
Purity	Immunogen affinity purified
Buffer	PBS (pH 7.2) and 40% Glycerol
Target Molecular Weight	39 kDa

Product Description	
Host	Rabbit
Gene ID	10238
Gene Symbol	DCAF7
Species	Human
Immunogen	This antibody was developed against Recombinant Protein corresponding to amino acids: YPDLLATSGDYLRVWRVGETETRLECLNNNNKNSDFCAPLTSFDWNEVDPYLL GTSSIDTTCTIWGLETGQVLGRVNLVSGHVKTQ

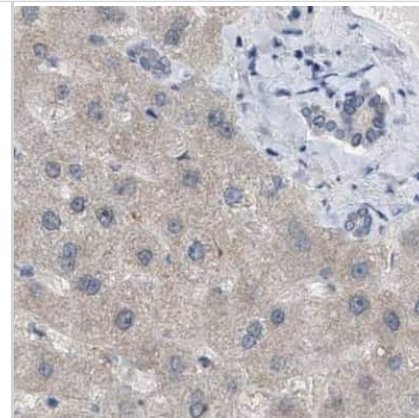
Product Application Details	
Applications	Western Blot, Immunohistochemistry, Immunohistochemistry-Paraffin
Recommended Dilutions	Western Blot 0.04-0.4 ug/ml, Immunohistochemistry 1:20 - 1:50, Immunohistochemistry-Paraffin 1:20 - 1:50
Application Notes	For IHC-Paraffin, HIER pH 6 retrieval is recommended.

Images

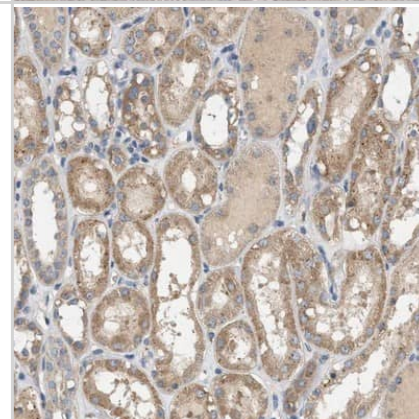
Western Blot: WDR68 Antibody [NBP1-92590] - Analysis in control (vector only transfected HEK293T lysate) and DCAF7 over-expression lysate (Co-expressed with a C-terminal myc-DDK tag (3.1 kDa) in mammalian HEK293T cells).



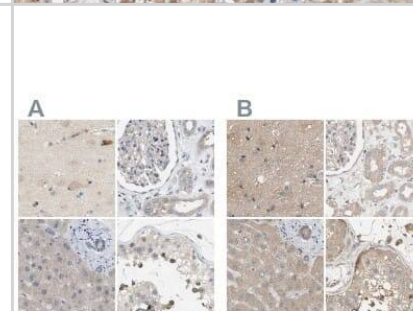
Immunohistochemistry-Paraffin: WDR68 Antibody [NBP1-92590] - Staining of human liver.



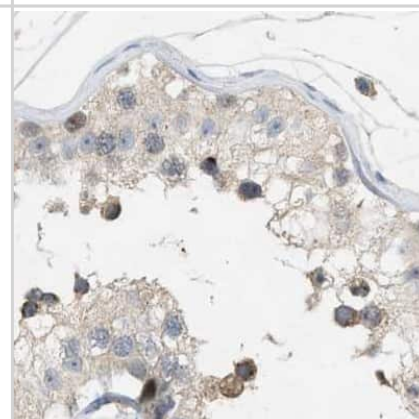
Immunohistochemistry-Paraffin: WDR68 Antibody [NBP1-92590] - Staining of human kidney shows moderate cytoplasmic positivity in cells in tubules.



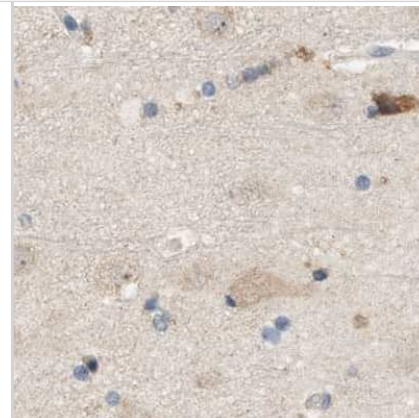
Immunohistochemistry-Paraffin: WDR68 Antibody [NBP1-92590] - Staining of human cerebral cortex, kidney, liver and testis using Anti-DCAF7 antibody NBP1-92590 (A) shows similar protein distribution across tissues to independent antibody NBP1-92589 (B).



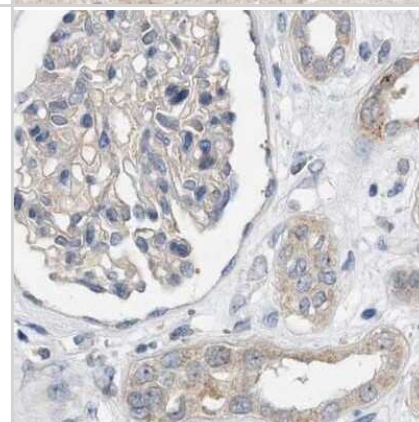
Immunohistochemistry-Paraffin: WDR68 Antibody [NBP1-92590] - Staining of human testis.



Immunohistochemistry-Paraffin: WDR68 Antibody [NBP1-92590] - Staining of human cerebral cortex.



Immunohistochemistry-Paraffin: WDR68 Antibody [NBP1-92590] - Staining of human kidney.



Publications

Sircoulomb F, Nicolas N, Ferrari A et al. ZNF703 gene amplification at 8p12 specifies luminal B breast cancer. EMBO Mol Med 2011-03-01 [PMID: 21328542]



Novus Biologicals USA

10730 E. Briarwood Avenue
Centennial, CO 80112
USA
Phone: 303.730.1950
Toll Free: 1.888.506.6887
Fax: 303.730.1966
nb-customerservice@bio-techne.com

Bio-Techne Canada

21 Canmotor Ave
Toronto, ON M8Z 4E6
Canada
Phone: 905.827.6400
Toll Free: 855.668.8722
Fax: 905.827.6402
canada.inquires@bio-techne.com

Bio-Techne Ltd

19 Barton Lane
Abingdon Science Park
Abingdon, OX14 3NB, United Kingdom
Phone: (44) (0) 1235 529449
Free Phone: 0800 37 34 15
Fax: (44) (0) 1235 533420
info.EMEA@bio-techne.com

General Contact Information

www.novusbio.com
Technical Support: nb-technical@bio-techne.com
Orders: nb-customerservice@bio-techne.com
General: novus@novusbio.com

Products Related to NBP1-92590

NBP1-92590PEP	WDR68 Recombinant Protein Antigen
HAF008	Goat anti-Rabbit IgG Secondary Antibody [HRP]
NB7160	Goat anti-Rabbit IgG (H+L) Secondary Antibody [HRP]
NBP2-24891	Rabbit IgG Isotype Control

Limitations

This product is for research use only and is not approved for use in humans or in clinical diagnosis. Primary Antibodies are guaranteed for 1 year from date of receipt.

For more information on our 100% guarantee, please visit www.novusbio.com/guarantee

Earn gift cards/discounts by submitting a review: www.novusbio.com/reviews/submit/NBP1-92590

Earn gift cards/discounts by submitting a publication using this product:
www.novusbio.com/publications

