

Product Datasheet

Uroplakin IIIB Antibody - BSA Free NBP1-92564

Unit Size: 0.1 ml

Store at 4C short term. Aliquot and store at -20C long term. Avoid freeze-thaw cycles.

www.novusbio.com



technical@novusbio.com

Reviews: 1

Protocols, Publications, Related Products, Reviews, Research Tools and Images at:
www.novusbio.com/NBP1-92564

Updated 9/9/2025 v.20.1

**Earn rewards for product
reviews and publications.**

Submit a publication at www.novusbio.com/publications

Submit a review at www.novusbio.com/reviews/destination/NBP1-92564



NBP1-92564

Uroplakin IIIB Antibody - BSA Free

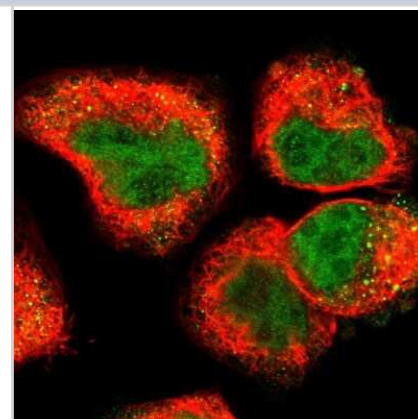
Product Information	
Unit Size	0.1 ml
Concentration	Concentrations vary lot to lot. See vial label for concentration. If unlisted please contact technical services.
Storage	Store at 4C short term. Aliquot and store at -20C long term. Avoid freeze-thaw cycles.
Clonality	Polyclonal
Preservative	0.02% Sodium Azide
Isotype	IgG
Purity	Immunogen affinity purified
Buffer	PBS (pH 7.2) and 40% Glycerol

Product Description	
Description	Novus Biologicals Rabbit Uroplakin IIIB Antibody - BSA Free (NBP1-92564) is a polyclonal antibody validated for use in IHC and ICC/IF. All Novus Biologicals antibodies are covered by our 100% guarantee.
Host	Rabbit
Gene ID	105375355
Gene Symbol	UPK3B
Species	Human
Reactivity Notes	Immunogen displays the following percentage of sequence identity for non-tested species: Rat (81%).
Immunogen	This antibody was developed against Recombinant Protein corresponding to amino acids: ELVPYTPQITAWDLEGKVTATTFSLEQPRCVFDGLASASDTVWLVA

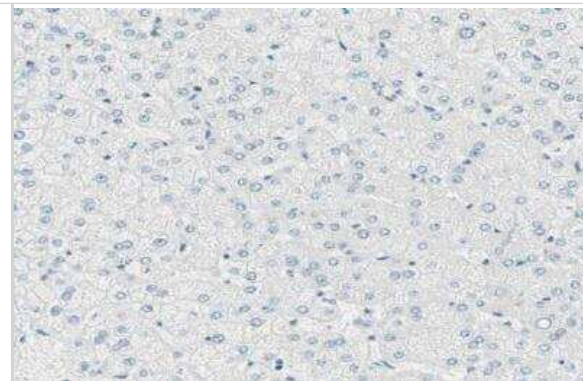
Product Application Details	
Applications	Immunohistochemistry-Paraffin, Immunocytochemistry/ Immunofluorescence, Immunohistochemistry
Recommended Dilutions	Immunohistochemistry 1:500 - 1:1000, Immunocytochemistry/ Immunofluorescence 0.25-2 ug/ml, Immunohistochemistry-Paraffin 1:500 - 1:1000
Application Notes	For IHC-Paraffin, HIER pH 6 retrieval is recommended. ICC/IF Fixation Permeabilization: Use PFA/Triton X-100.

Images

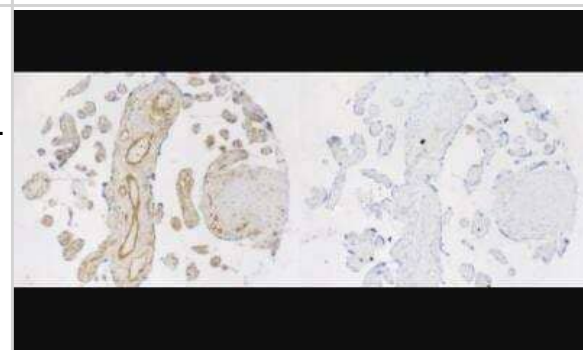
Immunocytochemistry/Immunofluorescence: Uroplakin IIIB Antibody [NBP1-92564] - Immunofluorescent staining of human cell line A-431 shows localization to nucleus & vesicles. Antibody staining is shown in green.



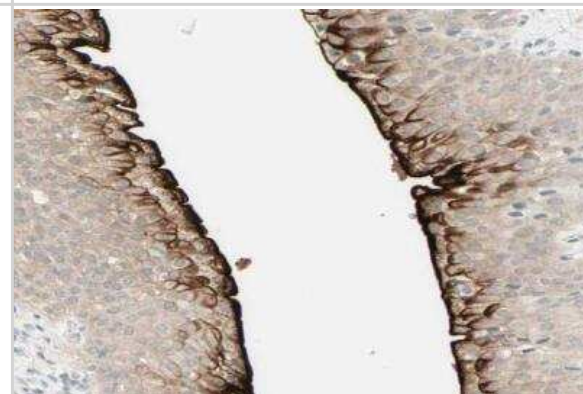
Immunohistochemistry-Paraffin: Uroplakin IIIB Antibody [NBP1-92564] - Staining of human liver shows no positivity in hepatocytes as expected.



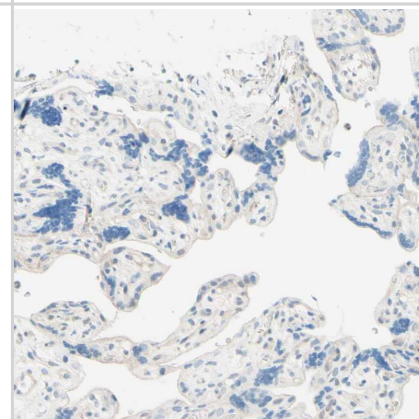
Immunohistochemistry: Uroplakin IIIB Antibody [NBP1-92564] - IHC using NBP1-92564 at a dilution of 1:300 on FFPE human placenta. Primary antibody was applied overnight at 4 C. HRP conjugated secondary antibody was applied for 1 hour RT, then visualized with DAB. HIER was conducted using citrate buffer pH 6.0 at 95 C for 15 minutes. Incubation of primary antibody with immunogenic peptide shows no staining in adjacent control section. Image submitted by a verified customer review.



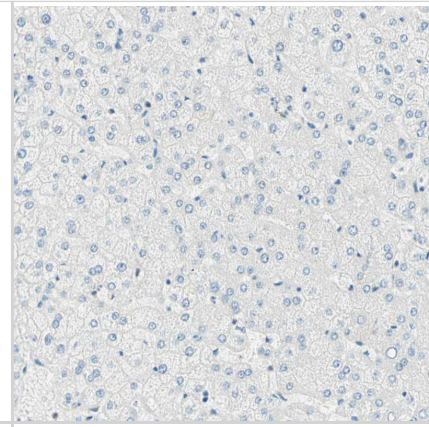
Immunohistochemistry-Paraffin: Uroplakin IIIB Antibody [NBP1-92564] - Staining of human urinary bladder shows strong positivity in apical membrane in urothelial cells.



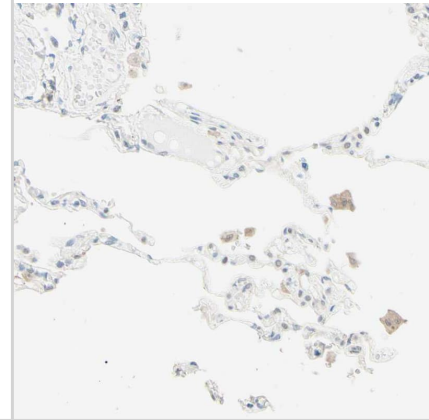
Staining of human placenta shows no positivity in trophoblastic cells as expected.



Staining of human liver shows no positivity in hepatocytes as expected.



Staining of human lung shows moderate membranous and cytoplasmic positivity in macrophages.





Novus Biologicals USA

10730 E. Briarwood Avenue
Centennial, CO 80112
USA
Phone: 303.730.1950
Toll Free: 1.888.506.6887
Fax: 303.730.1966
nb-customerservice@bio-techne.com

Bio-Techne Canada

21 Canmotor Ave
Toronto, ON M8Z 4E6
Canada
Phone: 905.827.6400
Toll Free: 855.668.8722
Fax: 905.827.6402
canada.inquires@bio-techne.com

Bio-Techne Ltd

19 Barton Lane
Abingdon Science Park
Abingdon, OX14 3NB, United Kingdom
Phone: (44) (0) 1235 529449
Free Phone: 0800 37 34 15
Fax: (44) (0) 1235 533420
info.EMEA@bio-techne.com

General Contact Information

www.novusbio.com
Technical Support: nb-technical@bio-techne.com
Orders: nb-customerservice@bio-techne.com
General: novus@novusbio.com

Products Related to NBP1-92564

NBP1-92564PEP	Uroplakin IIIB Recombinant Protein Antigen
HAF008	Goat anti-Rabbit IgG Secondary Antibody [HRP]
NB7160	Goat anti-Rabbit IgG (H+L) Secondary Antibody [HRP]
NBP2-24891	Rabbit IgG Isotype Control

Limitations

This product is for research use only and is not approved for use in humans or in clinical diagnosis. Primary Antibodies are guaranteed for 1 year from date of receipt.

For more information on our 100% guarantee, please visit www.novusbio.com/guarantee

Earn gift cards/discounts by submitting a review: www.novusbio.com/reviews/submit/NBP1-92564

Earn gift cards/discounts by submitting a publication using this product:
www.novusbio.com/publications

