

Product Datasheet

Sphingomyelin synthase 1 Antibody - BSA Free NBP1-92435

Unit Size: 0.1 ml

Store at 4C short term. Aliquot and store at -20C long term. Avoid freeze-thaw cycles.

www.novusbio.com



technical@novusbio.com

Publications: 1

Protocols, Publications, Related Products, Reviews, Research Tools and Images at:
www.novusbio.com/NBP1-92435

Updated 9/9/2025 v.20.1

Earn rewards for product
reviews and publications.

Submit a publication at www.novusbio.com/publications

Submit a review at www.novusbio.com/reviews/destination/NBP1-92435



NBP1-92435**Sphingomyelin synthase 1 Antibody - BSA Free**

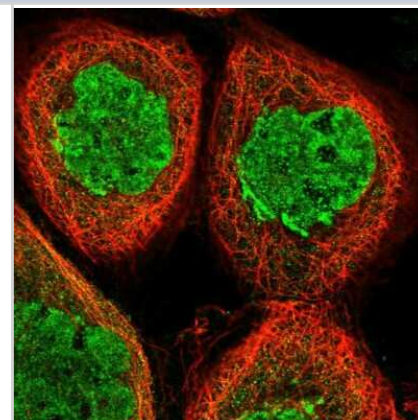
Product Information	
Unit Size	0.1 ml
Concentration	Concentrations vary lot to lot. See vial label for concentration. If unlisted please contact technical services.
Storage	Store at 4C short term. Aliquot and store at -20C long term. Avoid freeze-thaw cycles.
Clonality	Polyclonal
Preservative	0.02% Sodium Azide
Isotype	IgG
Purity	Immunogen affinity purified
Buffer	PBS (pH 7.2) and 40% Glycerol

Product Description	
Description	Novus Biologicals Rabbit Sphingomyelin synthase 1 Antibody - BSA Free (NBP1-92435) is a polyclonal antibody validated for use in IHC and ICC/IF. Anti-Sphingomyelin synthase 1 Antibody: Cited in 1 publication. All Novus Biologicals antibodies are covered by our 100% guarantee.
Host	Rabbit
Gene ID	259230
Gene Symbol	SGMS1
Species	Human
Immunogen	This antibody was developed against Recombinant Protein corresponding to amino acids: ASTMKEVVYWSPKKVADWLLNAMPEYCEPLEHFTGQDLINLTQEDFKKPPLC RVSSDNGQRLLDMIETLKMEHHLEAHKNGHANGHLNIGVDIPTPDGSFSIKIP NGMPNGYRKEMIKIPM

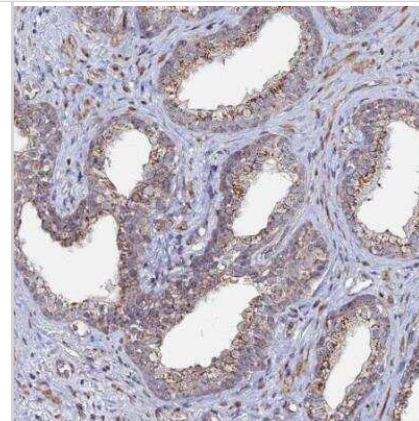
Product Application Details	
Applications	Immunohistochemistry-Paraffin, Immunocytochemistry/ Immunofluorescence, Immunohistochemistry
Recommended Dilutions	Immunohistochemistry 1:50 - 1:200, Immunocytochemistry/ Immunofluorescence 0.25-2 ug/ml, Immunohistochemistry-Paraffin 1:50 - 1:200
Application Notes	For IHC-Paraffin, HIER pH 6 retrieval is recommended. ICC/IF Fixation Permeabilization: Use PFA/Triton X-100.

Images

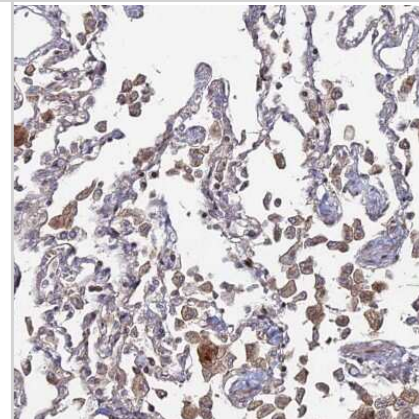
Immunocytochemistry/Immunofluorescence: Sphingomyelin synthase 1 Antibody [NBP1-92435] - Staining of human cell line A-431 shows localization to nucleoplasm, cytosol & the Golgi apparatus. Antibody staining is shown in green.



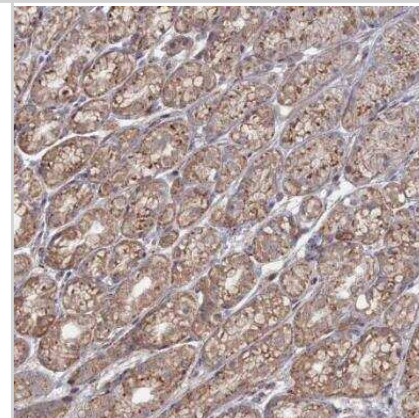
Immunohistochemistry-Paraffin: Sphingomyelin synthase 1 Antibody [NBP1-92435] - Staining of human prostate shows moderate granular cytoplasmic positivity in glandular cells.



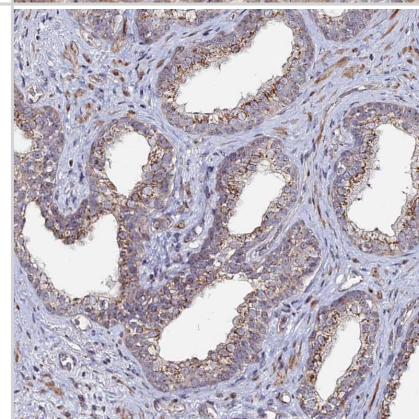
Immunohistochemistry-Paraffin: Sphingomyelin synthase 1 Antibody [NBP1-92435] - Staining of human lung shows moderate cytoplasmic positivity in macrophages.



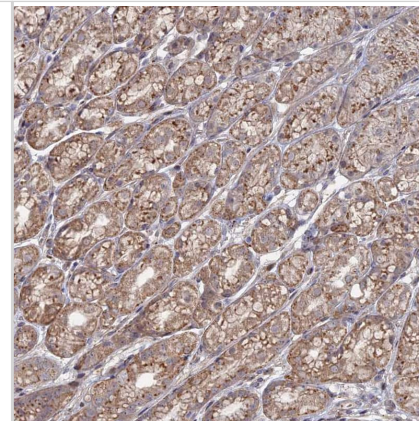
Immunohistochemistry-Paraffin: Sphingomyelin synthase 1 Antibody [NBP1-92435] - Staining of human stomach shows strong granular cytoplasmic positivity in glandular cells.



Staining of human prostate shows moderate granular cytoplasmic positivity in glandular cells.



Staining of human stomach shows strong granular cytoplasmic positivity in glandular cells.



Publications

Bartłomiej Łukaszuk, Elżbieta Supruniuk, Adrian Chabowski, Agnieszka Mikłosz Adipose tissue place of origin and obesity influence sphingolipid signaling pathway in the adipocytes differentiated from ADMSCs isolated from morbidly obese women. Biochemical pharmacology 2024-03-21 [PMID: 38521475]



Novus Biologicals USA

10730 E. Briarwood Avenue
Centennial, CO 80112
USA
Phone: 303.730.1950
Toll Free: 1.888.506.6887
Fax: 303.730.1966
nb-customerservice@bio-techne.com

Bio-Techne Canada

21 Canmotor Ave
Toronto, ON M8Z 4E6
Canada
Phone: 905.827.6400
Toll Free: 855.668.8722
Fax: 905.827.6402
canada.inquires@bio-techne.com

Bio-Techne Ltd

19 Barton Lane
Abingdon Science Park
Abingdon, OX14 3NB, United Kingdom
Phone: (44) (0) 1235 529449
Free Phone: 0800 37 34 15
Fax: (44) (0) 1235 533420
info.EMEA@bio-techne.com

General Contact Information

www.novusbio.com
Technical Support: nb-technical@bio-techne.com
Orders: nb-customerservice@bio-techne.com
General: novus@novusbio.com

Products Related to NBP1-92435

NBP1-92435PEP	Sphingomyelin synthase 1 Recombinant Protein Antigen
HAF008	Goat anti-Rabbit IgG Secondary Antibody [HRP]
NB7160	Goat anti-Rabbit IgG (H+L) Secondary Antibody [HRP]
NBP2-24891	Rabbit IgG Isotype Control

Limitations

This product is for research use only and is not approved for use in humans or in clinical diagnosis. Primary Antibodies are guaranteed for 1 year from date of receipt.

For more information on our 100% guarantee, please visit www.novusbio.com/guarantee

Earn gift cards/discounts by submitting a review: www.novusbio.com/reviews/submit/NBP1-92435

Earn gift cards/discounts by submitting a publication using this product:
www.novusbio.com/publications

