

# Product Datasheet

## Plxdc2 Antibody - BSA Free NBP1-92278

Unit Size: 0.1 ml

Store at 4C short term. Aliquot and store at -20C long term. Avoid freeze-thaw cycles.

[www.novusbio.com](http://www.novusbio.com)



[technical@novusbio.com](mailto:technical@novusbio.com)

Protocols, Publications, Related Products, Reviews, Research Tools and Images at:  
[www.novusbio.com/NBP1-92278](http://www.novusbio.com/NBP1-92278)

Updated 9/9/2025 v.20.1

Earn rewards for product  
reviews and publications.

Submit a publication at [www.novusbio.com/publications](http://www.novusbio.com/publications)

Submit a review at [www.novusbio.com/reviews/destination/NBP1-92278](http://www.novusbio.com/reviews/destination/NBP1-92278)



**NBP1-92278**

Plxdc2 Antibody - BSA Free

**Product Information**

<b>Unit Size</b>	0.1 ml
<b>Concentration</b>	Concentrations vary lot to lot. See vial label for concentration. If unlisted please contact technical services.
<b>Storage</b>	Store at 4C short term. Aliquot and store at -20C long term. Avoid freeze-thaw cycles.
<b>Clonality</b>	Polyclonal
<b>Preservative</b>	0.02% Sodium Azide
<b>Isotype</b>	IgG
<b>Purity</b>	Immunogen affinity purified
<b>Buffer</b>	PBS (pH 7.2) and 40% Glycerol

**Product Description**

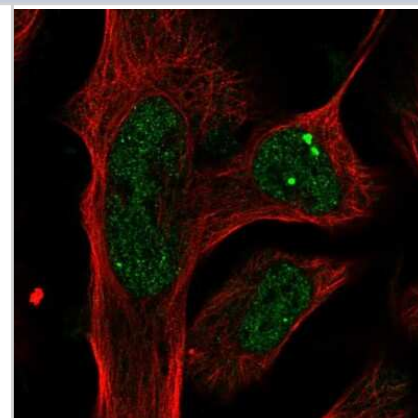
<b>Description</b>	Novus Biologicals Rabbit Plxdc2 Antibody - BSA Free (NBP1-92278) is a polyclonal antibody validated for use in IHC and ICC/IF. All Novus Biologicals antibodies are covered by our 100% guarantee.
<b>Host</b>	Rabbit
<b>Gene ID</b>	84898
<b>Gene Symbol</b>	PLXDC2
<b>Species</b>	Human
<b>Immunogen</b>	This antibody was developed against Recombinant Protein corresponding to amino acids: CLQFNRCGPCVSSQIGFNCWSKLRCSGFDHRHRQDWVDSGCPEESKEK MCENTEPVETSSRTTTTVGATTTQFRVLTTTTRAVTSQFPTSLPTEDDTKIALHL KDNGASTDDSAAEKKG

**Product Application Details**

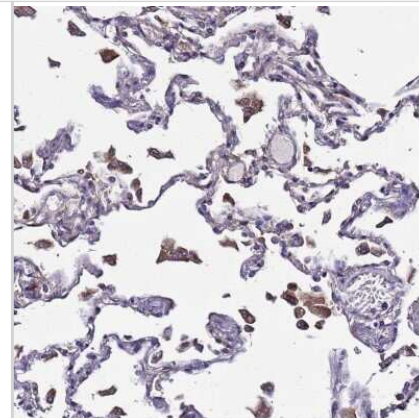
<b>Applications</b>	Immunohistochemistry-Paraffin, Immunocytochemistry/ Immunofluorescence, Immunohistochemistry
<b>Recommended Dilutions</b>	Immunohistochemistry 1:20 - 1:50, Immunocytochemistry/ Immunofluorescence 0.25-2 ug/ml, Immunohistochemistry-Paraffin 1:20 - 1:50
<b>Application Notes</b>	For IHC-Paraffin, HIER pH 6 retrieval is recommended. ICC/IF Fixation Permeabilization: Use PFA/Triton X-100.

**Images**

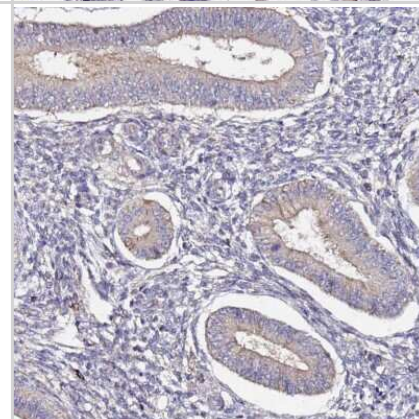
Immunocytochemistry/Immunofluorescence: Plxdc2 Antibody [NBP1-92278] - Staining of human cell line U-2 OS shows localization to nucleoplasm & nuclear bodies. Antibody staining is shown in green.



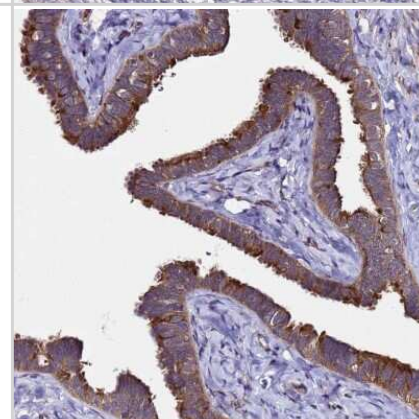
Immunohistochemistry-Paraffin: Plxdc2 Antibody [NBP1-92278] - Staining of human lung shows moderate membranous positivity in macrophages.



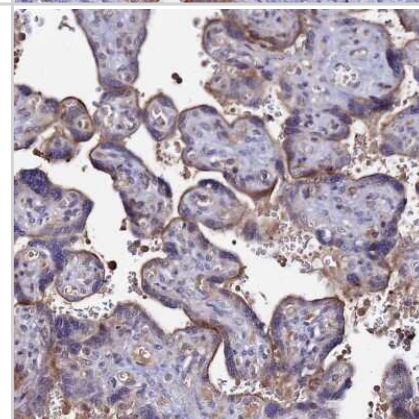
Immunohistochemistry-Paraffin: Plxdc2 Antibody [NBP1-92278] - Staining of human endometrium shows weak membranous positivity in glandular cells.



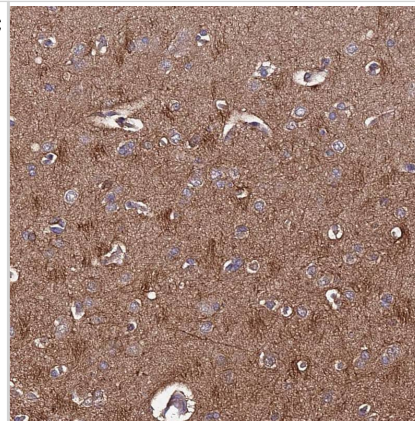
Immunohistochemistry-Paraffin: Plxdc2 Antibody [NBP1-92278] - Staining of human Fallopian tube shows strong membranous positivity in glandular cells.



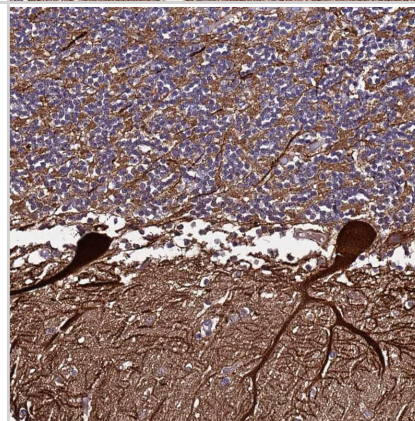
Immunohistochemistry-Paraffin: Plxdc2 Antibody [NBP1-92278] - Staining of human placenta shows moderate membranous positivity in trophoblastic cells.



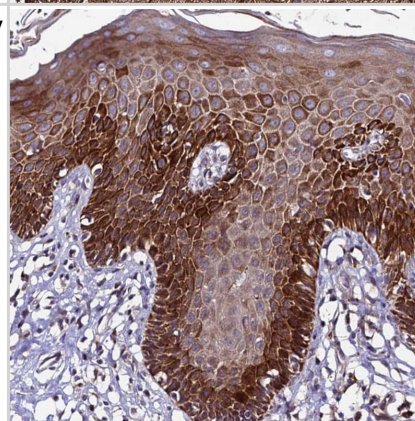
Staining of human cerebral cortex shows moderate to strong cytoplasmic positivity in microglia and neuropil.



Staining of human cerebellum shows strong cytoplasmic positivity in Purkinje cells.



Staining of human skin shows strong cytoplasmic/ membranous positivity in squamous epithelial cells.







### **Novus Biologicals USA**

10730 E. Briarwood Avenue  
Centennial, CO 80112  
USA  
Phone: 303.730.1950  
Toll Free: 1.888.506.6887  
Fax: 303.730.1966  
nb-customerservice@bio-techne.com

### **Bio-Techne Canada**

21 Canmotor Ave  
Toronto, ON M8Z 4E6  
Canada  
Phone: 905.827.6400  
Toll Free: 855.668.8722  
Fax: 905.827.6402  
canada.inquires@bio-techne.com

### **Bio-Techne Ltd**

19 Barton Lane  
Abingdon Science Park  
Abingdon, OX14 3NB, United Kingdom  
Phone: (44) (0) 1235 529449  
Free Phone: 0800 37 34 15  
Fax: (44) (0) 1235 533420  
info.EMEA@bio-techne.com

### **General Contact Information**

www.novusbio.com  
Technical Support: nb-technical@bio-techne.com  
Orders: nb-customerservice@bio-techne.com  
General: novus@novusbio.com

### **Products Related to NBP1-92278**

---

NBP1-92278PEP	Plxdc2 Recombinant Protein Antigen
HAF008	Goat anti-Rabbit IgG Secondary Antibody [HRP]
NB7160	Goat anti-Rabbit IgG (H+L) Secondary Antibody [HRP]
NBP2-24891	Rabbit IgG Isotype Control

---

### **Limitations**

This product is for research use only and is not approved for use in humans or in clinical diagnosis. Primary Antibodies are guaranteed for 1 year from date of receipt.

For more information on our 100% guarantee, please visit [www.novusbio.com/guarantee](http://www.novusbio.com/guarantee)

Earn gift cards/discounts by submitting a review: [www.novusbio.com/reviews/submit/NBP1-92278](http://www.novusbio.com/reviews/submit/NBP1-92278)

Earn gift cards/discounts by submitting a publication using this product:  
[www.novusbio.com/publications](http://www.novusbio.com/publications)

