

# Product Datasheet

## BRIX Antibody - BSA Free NBP1-91708

Unit Size: 0.1 ml

Store at 4C short term. Aliquot and store at -20C long term. Avoid freeze-thaw cycles.

[www.novusbio.com](http://www.novusbio.com)



[technical@novusbio.com](mailto:technical@novusbio.com)

### Publications: 1

Protocols, Publications, Related Products, Reviews, Research Tools and Images at:  
[www.novusbio.com/NBP1-91708](http://www.novusbio.com/NBP1-91708)

Updated 12/2/2025 v.20.1

Earn rewards for product  
reviews and publications.

Submit a publication at [www.novusbio.com/publications](http://www.novusbio.com/publications)

Submit a review at [www.novusbio.com/reviews/destination/NBP1-91708](http://www.novusbio.com/reviews/destination/NBP1-91708)



**NBP1-91708**

BRIX Antibody - BSA Free

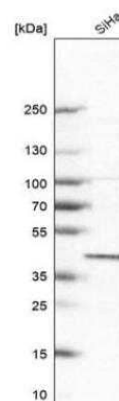
Product Information	
Unit Size	0.1 ml
Concentration	Concentrations vary lot to lot. See vial label for concentration. If unlisted please contact technical services.
Storage	Store at 4C short term. Aliquot and store at -20C long term. Avoid freeze-thaw cycles.
Clonality	Polyclonal
Preservative	0.02% Sodium Azide
Isotype	IgG
Purity	Affinity purified
Buffer	PBS (pH 7.2) and 40% Glycerol

Product Description	
Description	Novus Biologicals Rabbit BRIX Antibody - BSA Free (NBP1-91708) is a polyclonal antibody validated for use in IHC, WB and ICC/IF. Anti-BRIX Antibody: Cited in 1 publication. All Novus Biologicals antibodies are covered by our 100% guarantee.
Host	Rabbit
Gene ID	55299
Gene Symbol	BRIX1
Species	Human, Mouse, Rat
Immunogen	This antibody was developed against Recombinant Protein corresponding to amino acids: LYENPHYQSPNMHRRVIRSITA AKYREKQQVKDVQKLRKKEPKTLLPHDPTAD VFVTPAEEKPIEQWVKPEPKVDLKARKKRIYK

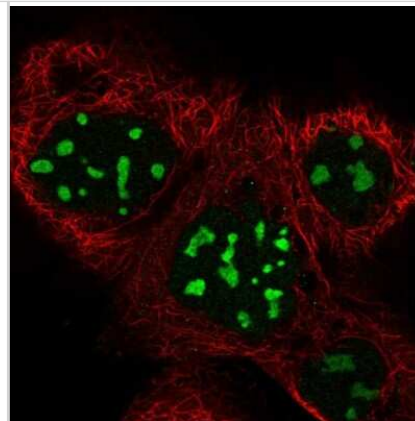
Product Application Details	
Applications	Western Blot, Immunohistochemistry-Paraffin, Immunocytochemistry/ Immunofluorescence, Immunohistochemistry
Recommended Dilutions	Western Blot 0.04-0.4 ug/ml, Immunohistochemistry 1:1000 - 1:2500, Immunocytochemistry/ Immunofluorescence 0.25-2 ug/ml, Immunohistochemistry-Paraffin 1:1000 - 1:2500
Application Notes	For IHC-Paraffin, HIER pH 6 retrieval is recommended. ICC/IF Fixation Permeabilization: Use PFA/Triton X-100.

**Images**

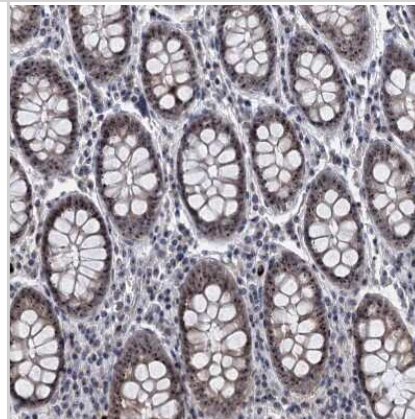
Western Blot: BRIX Antibody [NBP1-91708] - Analysis in human cell line SiHa.



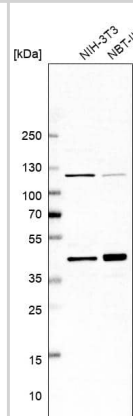
Immunocytochemistry/Immunofluorescence: BRIX Antibody [NBP1-91708] - Staining of human cell line A-431 shows localization to nucleoli. Antibody staining is shown in green.



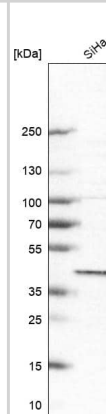
Immunohistochemistry-Paraffin: BRIX Antibody [NBP1-91708] - Staining of human colon shows moderate positivity in nucleoli in glandular cells.



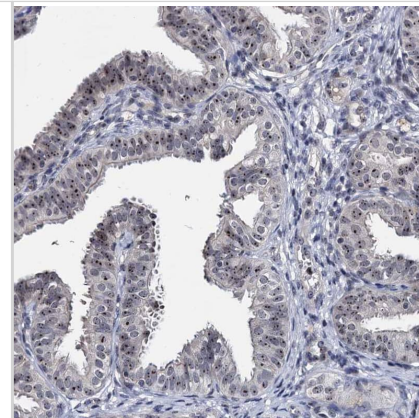
Analysis in mouse cell line NIH-3T3 and rat cell line NBT-II.



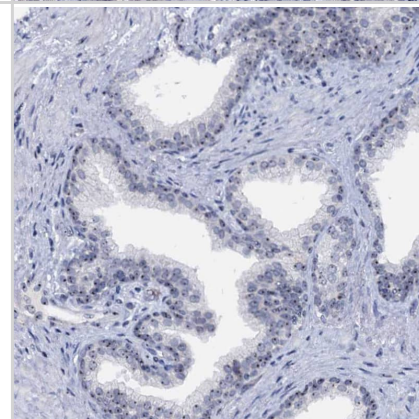
Analysis in human cell line SiHa.



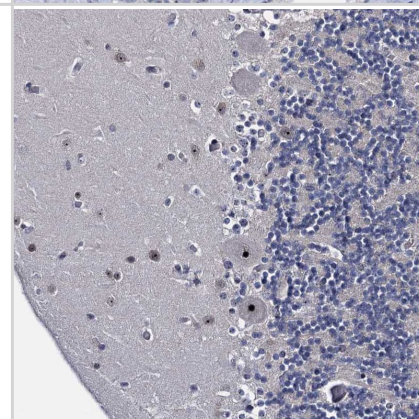
Staining of human fallopian tube shows strong positivity in nucleoli in glandular cells.



Staining of human prostate shows moderate positivity in nucleoli in glandular cells.



Staining of human cerebellum shows moderate positivity in nucleoli in Purkinje cells and in cells in molecular layer.



## Publications

Emechebe U, Giraud D, Ammi AY et al. Phosphoproteomic response of cardiac endothelial cells to ischemia and ultrasound *Biochimica et biophysica acta. Proteins and proteomics* 2021-06-11 [PMID: 34119693]



### Novus Biologicals USA

10730 E. Briarwood Avenue  
Centennial, CO 80112  
USA  
Phone: 303.730.1950  
Toll Free: 1.888.506.6887  
Fax: 303.730.1966  
nb-customerservice@bio-techne.com

### Bio-Techne Canada

21 Canmotor Ave  
Toronto, ON M8Z 4E6  
Canada  
Phone: 905.827.6400  
Toll Free: 855.668.8722  
Fax: 905.827.6402  
canada.inquires@bio-techne.com

### Bio-Techne Ltd

19 Barton Lane  
Abingdon Science Park  
Abingdon, OX14 3NB, United Kingdom  
Phone: (44) (0) 1235 529449  
Free Phone: 0800 37 34 15  
Fax: (44) (0) 1235 533420  
info.EMEA@bio-techne.com

### General Contact Information

www.novusbio.com  
Technical Support: nb-technical@bio-techne.com  
Orders: nb-customerservice@bio-techne.com  
General: novus@novusbio.com

### Products Related to NBP1-91708

---

NBP1-91708PEP	BRIX Recombinant Protein Antigen
NBP2-33376H	Blue Marker Antibody (6F4-F6) [HRP]
HAF008	Goat anti-Rabbit IgG Secondary Antibody [HRP]
NB7160	Goat anti-Rabbit IgG (H+L) Secondary Antibody [HRP]
NBP2-24891	Rabbit IgG Isotype Control

---

### Limitations

This product is for research use only and is not approved for use in humans or in clinical diagnosis. Primary Antibodies are guaranteed for 1 year from date of receipt.

For more information on our 100% guarantee, please visit [www.novusbio.com/guarantee](http://www.novusbio.com/guarantee)

Earn gift cards/discounts by submitting a review: [www.novusbio.com/reviews/submit/NBP1-91708](http://www.novusbio.com/reviews/submit/NBP1-91708)

Earn gift cards/discounts by submitting a publication using this product:  
[www.novusbio.com/publications](http://www.novusbio.com/publications)

