

Product Datasheet

AGXT2L1 Antibody - BSA Free NBP1-91655

Unit Size: 0.1 ml

Store at 4C short term. Aliquot and store at -20C long term. Avoid freeze-thaw cycles.

www.novusbio.com



technical@novusbio.com

Protocols, Publications, Related Products, Reviews, Research Tools and Images at:
www.novusbio.com/NBP1-91655

Updated 12/2/2025 v.20.1

Earn rewards for product
reviews and publications.

Submit a publication at www.novusbio.com/publications

Submit a review at www.novusbio.com/reviews/destination/NBP1-91655



NBP1-91655

AGXT2L1 Antibody - BSA Free

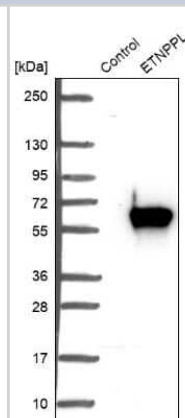
Product Information	
Unit Size	0.1 ml
Concentration	Concentrations vary lot to lot. See vial label for concentration. If unlisted please contact technical services.
Storage	Store at 4C short term. Aliquot and store at -20C long term. Avoid freeze-thaw cycles.
Clonality	Polyclonal
Preservative	0.02% Sodium Azide
Isotype	IgG
Purity	Affinity purified
Buffer	PBS (pH 7.2) and 40% Glycerol
Target Molecular Weight	57 kDa

Product Description	
Description	Novus Biologicals Rabbit AGXT2L1 Antibody - BSA Free (NBP1-91655) is a polyclonal antibody validated for use in IHC and WB. All Novus Biologicals antibodies are covered by our 100% guarantee.
Host	Rabbit
Gene ID	64850
Gene Symbol	AGXT2L1
Species	Human
Immunogen	This antibody was developed against Recombinant Protein corresponding to amino acids: VLKIKPPMCFTEEDAKFMVDQLDRILTVLEEAMGKTESVTSENTPCKTKMLKE AHIELLRDSTTDSKENPSRK

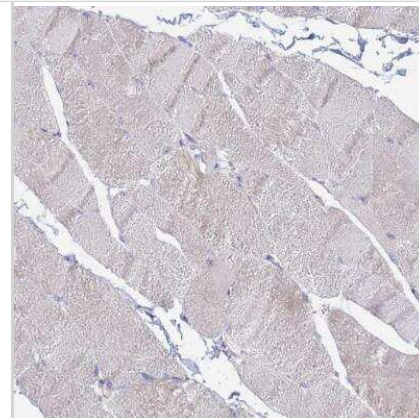
Product Application Details	
Applications	Western Blot, Immunohistochemistry-Paraffin, Immunohistochemistry
Recommended Dilutions	Western Blot 0.04-0.4 ug/ml, Immunohistochemistry 1:1000 - 1:2500, Immunohistochemistry-Paraffin 1:1000 - 1:2500
Application Notes	For IHC-Paraffin, HIER pH 6 retrieval method is recommended.

Images

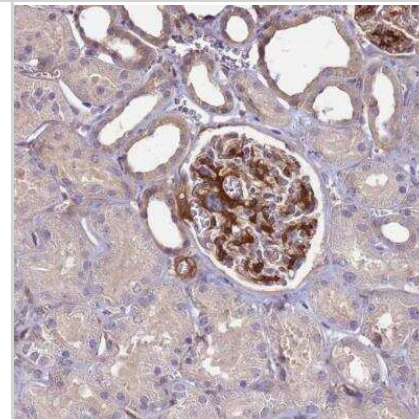
Western Blot: AGXT2L1 Antibody [NBP1-91655] - Analysis in control (vector only transfected HEK293T lysate) and ETNPPL over-expression lysate (Co-expressed with a C-terminal myc-DDK tag (3.1 kDa) in mammalian HEK293T cells).



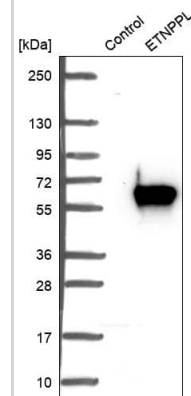
Immunohistochemistry-Paraffin: AGXT2L1 Antibody [NBP1-91655] - Staining of human skeletal muscle shows no positivity in myocytes.



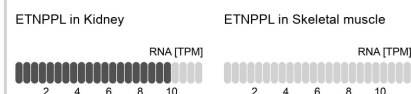
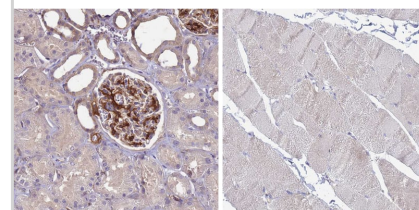
Immunohistochemistry-Paraffin: AGXT2L1 Antibody [NBP1-91655] - Staining of human kidney shows moderate to strong cytoplasmic positivity in cells in glomeruli.



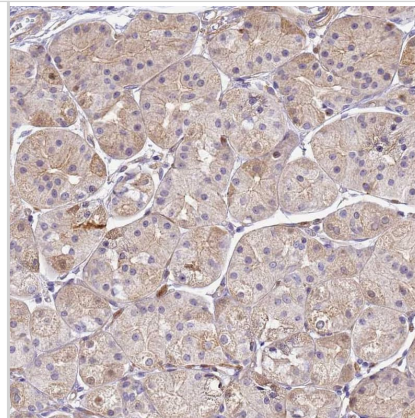
Analysis in control (vector only transfected HEK293T lysate) and ETNPPL over-expression lysate (Co-expressed with a C-terminal myc-DDK tag (~3.1 kDa) in mammalian HEK293T cells).



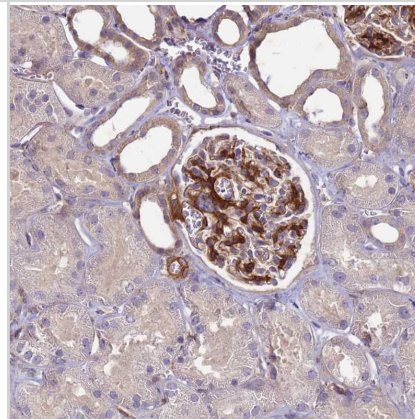
Analysis in human kidney and skeletal muscle tissues using NBP1-91655 antibody. Corresponding ETNPPL RNA-seq data are presented for the same tissues.



Staining of human skeletal muscle shows no positivity in myocytes.



Staining of human kidney shows moderate to strong cytoplasmic positivity in cells in glomeruli.





Novus Biologicals USA

10730 E. Briarwood Avenue
Centennial, CO 80112
USA
Phone: 303.730.1950
Toll Free: 1.888.506.6887
Fax: 303.730.1966
nb-customerservice@bio-techne.com

Bio-Techne Canada

21 Canmotor Ave
Toronto, ON M8Z 4E6
Canada
Phone: 905.827.6400
Toll Free: 855.668.8722
Fax: 905.827.6402
canada.inquires@bio-techne.com

Bio-Techne Ltd

19 Barton Lane
Abingdon Science Park
Abingdon, OX14 3NB, United Kingdom
Phone: (44) (0) 1235 529449
Free Phone: 0800 37 34 15
Fax: (44) (0) 1235 533420
info.EMEA@bio-techne.com

General Contact Information

www.novusbio.com
Technical Support: nb-technical@bio-techne.com
Orders: nb-customerservice@bio-techne.com
General: novus@novusbio.com

Products Related to NBP1-91655

NBP1-91655PEP	AGXT2L1 Recombinant Protein Antigen
NBP2-33376H	Blue Marker Antibody (6F4-F6) [HRP]
HAF008	Goat anti-Rabbit IgG Secondary Antibody [HRP]
NB7160	Goat anti-Rabbit IgG (H+L) Secondary Antibody [HRP]
NBP2-24891	Rabbit IgG Isotype Control

Limitations

This product is for research use only and is not approved for use in humans or in clinical diagnosis. Primary Antibodies are guaranteed for 1 year from date of receipt.

For more information on our 100% guarantee, please visit www.novusbio.com/guarantee

Earn gift cards/discounts by submitting a review: www.novusbio.com/reviews/submit/NBP1-91655

Earn gift cards/discounts by submitting a publication using this product:
www.novusbio.com/publications

