

Product Datasheet

LRRC16A Antibody - BSA Free NBP1-91221

Unit Size: 0.1 ml

Store at 4C short term. Aliquot and store at -20C long term. Avoid freeze-thaw cycles.

www.novusbio.com



technical@novusbio.com

Protocols, Publications, Related Products, Reviews, Research Tools and Images at:
www.novusbio.com/NBP1-91221

Updated 12/2/2025 v.20.1

Earn rewards for product
reviews and publications.

Submit a publication at www.novusbio.com/publications

Submit a review at www.novusbio.com/reviews/destination/NBP1-91221



NBP1-91221

LRRC16A Antibody - BSA Free

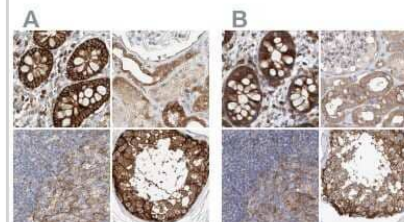
Product Information	
Unit Size	0.1 ml
Concentration	Concentrations vary lot to lot. See vial label for concentration. If unlisted please contact technical services.
Storage	Store at 4C short term. Aliquot and store at -20C long term. Avoid freeze-thaw cycles.
Clonality	Polyclonal
Preservative	0.02% Sodium Azide
Isotype	IgG
Purity	Affinity purified
Buffer	PBS (pH 7.2) and 40% Glycerol

Product Description	
Description	Novus Biologicals Rabbit LRRC16A Antibody - BSA Free (NBP1-91221) is a polyclonal antibody validated for use in IHC and ICC/IF. All Novus Biologicals antibodies are covered by our 100% guarantee.
Host	Rabbit
Gene ID	55604
Gene Symbol	CARMIL1
Species	Human
Immunogen	This antibody was developed against Recombinant Protein corresponding to amino acids: RSDSKSSPQAGRRYGVQVMGSGLLAEMKAKQEKRAACAQKKLGNDAVSQDS SSPALSSVERSDGGGAVPKLHPGLPENRFGLGTPEKNTKAEPKAEA

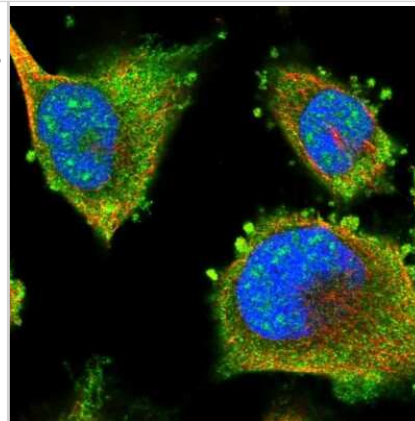
Product Application Details	
Applications	Immunohistochemistry-Paraffin, Immunocytochemistry/ Immunofluorescence, Immunohistochemistry
Recommended Dilutions	Immunohistochemistry 1:2500 - 1:5000, Immunocytochemistry/ Immunofluorescence 0.25-2 ug/ml, Immunohistochemistry-Paraffin 1:2500 - 1:5000
Application Notes	For IHC-Paraffin, HIER pH 6 retrieval is recommended. ICC/IF Fixation Permeabilization: Use PFA/Triton X-100.

Images

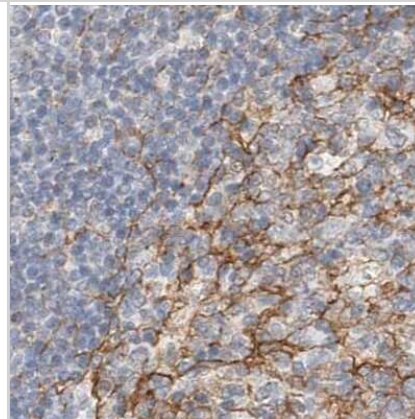
Immunohistochemistry-Paraffin: LRRC16A Antibody [NBP1-91221] - Staining of human colon, kidney, lymph node and testis using Anti-CARMIL1 antibody NBP1-91221 (A) shows similar protein distribution across tissues to independent antibody NBP1-91222 (B).



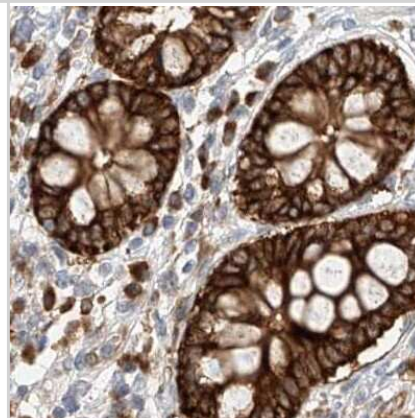
Immunocytochemistry/Immunofluorescence: LRRC16A Antibody [NBP1-91221] - Immunofluorescent staining of human cell line U-251 MG shows localization to nuclear speckles & cytosol.



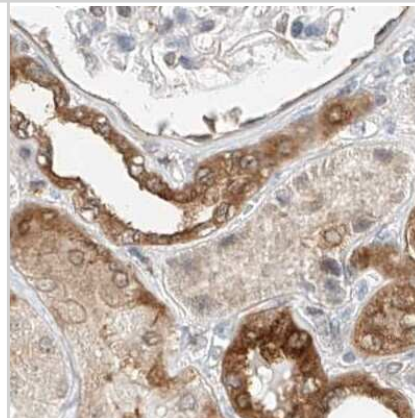
Immunohistochemistry-Paraffin: LRRC16A Antibody [NBP1-91221] - Staining of human lymph node.



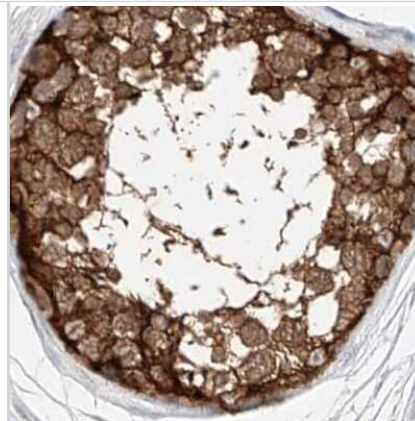
Immunohistochemistry-Paraffin: LRRC16A Antibody [NBP1-91221] - Staining of human colon.



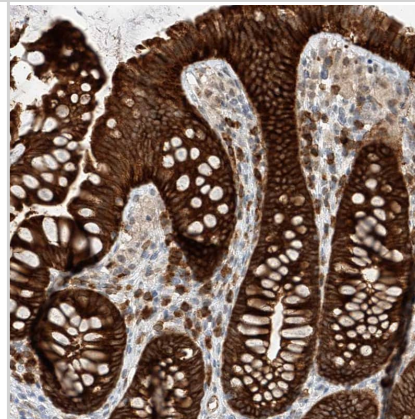
Immunohistochemistry-Paraffin: LRRC16A Antibody [NBP1-91221] - Staining of human kidney.



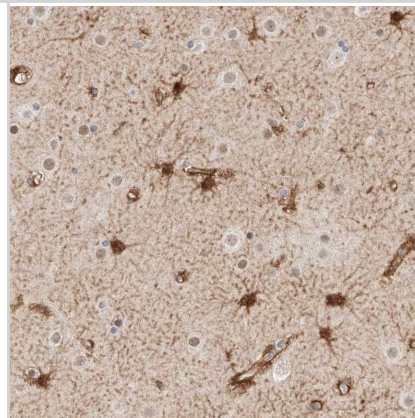
Immunohistochemistry-Paraffin: LRRC16A Antibody [NBP1-91221] - Staining of human testis.



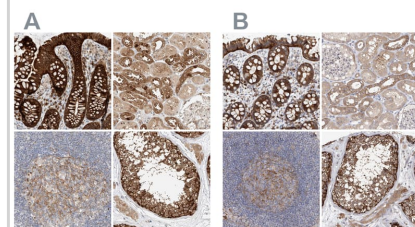
Staining of human colon shows strong cytoplasmic positivity in glandular cells.



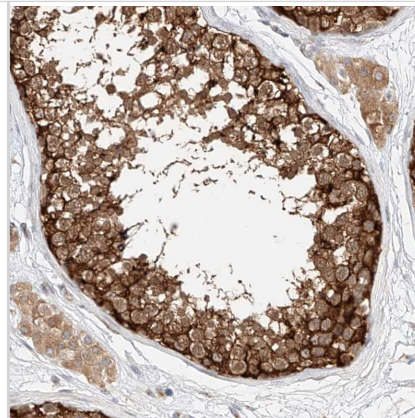
Staining of human cerebral cortex shows strong cytoplasmic positivity in astrocytes.



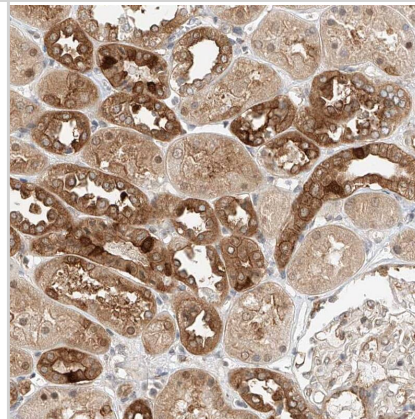
Staining of human gastrointestinal).



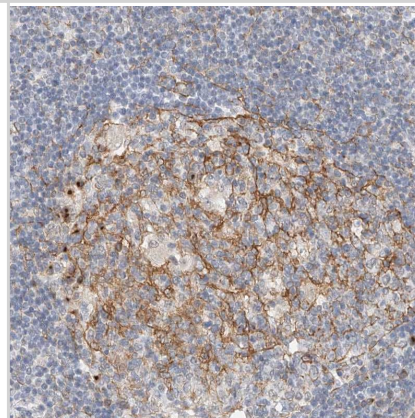
Staining of human testis shows strong cytoplasmic positivity in cells in seminiferous ducts.



Staining of human kidney shows moderate to strong cytoplasmic positivity in cells in tubules.



Staining of human lymph node shows strong membranous positivity in germinal center cells.





Novus Biologicals USA

10730 E. Briarwood Avenue
Centennial, CO 80112
USA
Phone: 303.730.1950
Toll Free: 1.888.506.6887
Fax: 303.730.1966
nb-customerservice@bio-techne.com

Bio-Techne Canada

21 Canmotor Ave
Toronto, ON M8Z 4E6
Canada
Phone: 905.827.6400
Toll Free: 855.668.8722
Fax: 905.827.6402
canada.inquires@bio-techne.com

Bio-Techne Ltd

19 Barton Lane
Abingdon Science Park
Abingdon, OX14 3NB, United Kingdom
Phone: (44) (0) 1235 529449
Free Phone: 0800 37 34 15
Fax: (44) (0) 1235 533420
info.EMEA@bio-techne.com

General Contact Information

www.novusbio.com
Technical Support: nb-technical@bio-techne.com
Orders: nb-customerservice@bio-techne.com
General: novus@novusbio.com

Products Related to NBP1-91221

NBP1-91221PEP	LRRRC16A Recombinant Protein Antigen
HAF008	Goat anti-Rabbit IgG Secondary Antibody [HRP]
NB7160	Goat anti-Rabbit IgG (H+L) Secondary Antibody [HRP]
NBP2-24891	Rabbit IgG Isotype Control

Limitations

This product is for research use only and is not approved for use in humans or in clinical diagnosis. Primary Antibodies are guaranteed for 1 year from date of receipt.

For more information on our 100% guarantee, please visit www.novusbio.com/guarantee

Earn gift cards/discounts by submitting a review: www.novusbio.com/reviews/submit/NBP1-91221

Earn gift cards/discounts by submitting a publication using this product:
www.novusbio.com/publications

