

Product Datasheet

Collagen VI alpha 2 Antibody - BSA Free NBP1-90951

Unit Size: 0.1 ml

Store at 4C short term. Aliquot and store at -20C long term. Avoid freeze-thaw cycles.

www.novusbio.com



technical@novusbio.com

Publications: 2

Protocols, Publications, Related Products, Reviews, Research Tools and Images at:
www.novusbio.com/NBP1-90951

Updated 12/2/2025 v.20.1

Earn rewards for product
reviews and publications.

Submit a publication at www.novusbio.com/publications

Submit a review at www.novusbio.com/reviews/destination/NBP1-90951



NBP1-90951

Collagen VI alpha 2 Antibody - BSA Free

Product Information	
Unit Size	0.1 ml
Concentration	Concentrations vary lot to lot. See vial label for concentration. If unlisted please contact technical services.
Storage	Store at 4C short term. Aliquot and store at -20C long term. Avoid freeze-thaw cycles.
Clonality	Polyclonal
Preservative	0.02% Sodium Azide
Isotype	IgG
Purity	Affinity purified
Buffer	PBS (pH 7.2) and 40% Glycerol

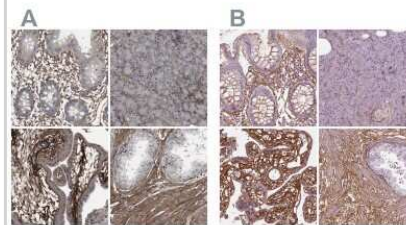
Product Description	
Description	Novus Biologicals Rabbit Collagen VI alpha 2 Antibody - BSA Free (NBP1-90951) is a polyclonal antibody validated for use in IHC and Simple Western. Anti-Collagen VI alpha 2 Antibody: Cited in 2 publications. All Novus Biologicals antibodies are covered by our 100% guarantee.
Host	Rabbit
Gene ID	1292
Gene Symbol	COL6A2
Species	Human
Reactivity Notes	Immunogen displays the following percentage of sequence identity for non-tested species: Mouse (89%), Rat (88%)
Immunogen	This antibody was developed against Recombinant Protein corresponding to amino acids: TTERNNNCPKTDTCPIHVYFVLDTSESVTMQSPTDILLFHMKQFVPQFISQLQN EFYLDQVALSWRYGGLHFSDQVEVFSPPGSDRASFIKLNLQGISSFRRGTFTDC ALANMTEQIRQDR

Product Application Details	
Applications	Simple Western, Immunohistochemistry-Paraffin, Immunohistochemistry
Recommended Dilutions	Simple Western 1:50, Immunohistochemistry 1:50 - 1:200, Immunohistochemistry-Paraffin 1:50 - 1:200
Application Notes	For IHC-Paraffin, HIER pH 6 retrieval is recommended. See Simple Western Antibody Database for Simple Western validation: separated by Size, antibody dilution of 1:50

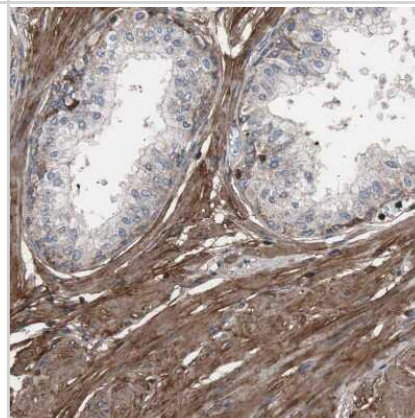


Images

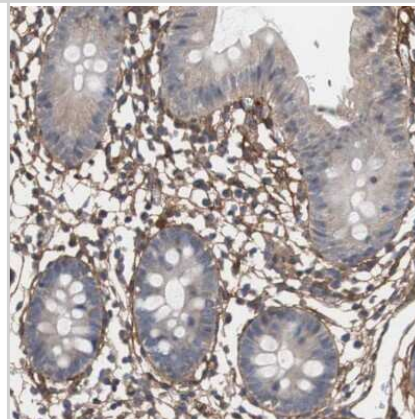
Immunohistochemistry-Paraffin: Collagen VI alpha 2 Antibody [NBP1-90951] - Staining of human gastrointestinal, pancreas, placenta and prostate using Anti-COL6A2 antibody NBP1-90951 (A) shows similar protein distribution across tissues to independent antibody NBP2-55655 (B).



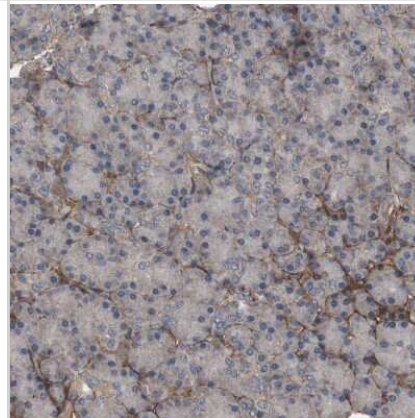
Immunohistochemistry-Paraffin: Collagen VI alpha 2 Antibody [NBP1-90951] - Staining of human prostate shows moderate to strong membranous and cytoplasmic positivity in smooth muscle cells.



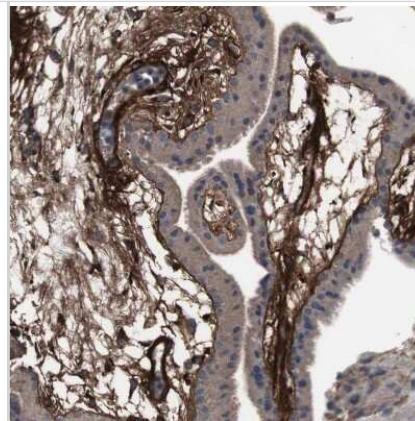
Immunohistochemistry-Paraffin: Collagen VI alpha 2 Antibody [NBP1-90951] - Staining of human colon shows strong positivity in extracellular matrix in lamina propria.



Immunohistochemistry-Paraffin: Collagen VI alpha 2 Antibody [NBP1-90951] - Staining of human pancreas shows only very weak positivity in exocrine glandular cells.



Immunohistochemistry-Paraffin: Collagen VI alpha 2 Antibody [NBP1-90951] - Staining of human placenta shows strong positivity in extracellular matrix in chorionic villi.



Publications

Ghosh Z, Huang M, Hu S et al. Dissecting the oncogenic and tumorigenic potential of differentiated human induced pluripotent stem cells and human embryonic stem cells. *Cancer Res* 2011-07-15 [PMID: 21646469]

Liu Y, Carson-Walter EB, Cooper A et al. Vascular gene expression patterns are conserved in primary and metastatic brain tumors. *J Neurooncol* 2010-08-01 [PMID: 20063114]



Novus Biologicals USA

10730 E. Briarwood Avenue
Centennial, CO 80112
USA
Phone: 303.730.1950
Toll Free: 1.888.506.6887
Fax: 303.730.1966
nb-customerservice@bio-techne.com

Bio-Techne Canada

21 Canmotor Ave
Toronto, ON M8Z 4E6
Canada
Phone: 905.827.6400
Toll Free: 855.668.8722
Fax: 905.827.6402
canada.inquires@bio-techne.com

Bio-Techne Ltd

19 Barton Lane
Abingdon Science Park
Abingdon, OX14 3NB, United Kingdom
Phone: (44) (0) 1235 529449
Free Phone: 0800 37 34 15
Fax: (44) (0) 1235 533420
info.EMEA@bio-techne.com

General Contact Information

www.novusbio.com
Technical Support: nb-technical@bio-techne.com
Orders: nb-customerservice@bio-techne.com
General: novus@novusbio.com

Products Related to NBP1-90951

NBP1-90951PEP	Collagen VI alpha 2 Recombinant Protein Antigen
HAF008	Goat anti-Rabbit IgG Secondary Antibody [HRP]
NB7160	Goat anti-Rabbit IgG (H+L) Secondary Antibody [HRP]
NBP2-24891	Rabbit IgG Isotype Control

Limitations

This product is for research use only and is not approved for use in humans or in clinical diagnosis. Primary Antibodies are guaranteed for 1 year from date of receipt.

For more information on our 100% guarantee, please visit www.novusbio.com/guarantee

Earn gift cards/discounts by submitting a review: www.novusbio.com/reviews/submit/NBP1-90951

Earn gift cards/discounts by submitting a publication using this product:
www.novusbio.com/publications

