

Product Datasheet

FAM117B Antibody - BSA Free NBP1-90861

Unit Size: 0.1 ml

Store at 4C short term. Aliquot and store at -20C long term. Avoid freeze-thaw cycles.

www.novusbio.com



technical@novusbio.com

Publications: 2

Protocols, Publications, Related Products, Reviews, Research Tools and Images at:
www.novusbio.com/NBP1-90861

Updated 12/2/2025 v.20.1

Earn rewards for product
reviews and publications.

Submit a publication at www.novusbio.com/publications

Submit a review at www.novusbio.com/reviews/destination/NBP1-90861



NBP1-90861

FAM117B Antibody - BSA Free

Product Information	
Unit Size	0.1 ml
Concentration	Concentrations vary lot to lot. See vial label for concentration. If unlisted please contact technical services.
Storage	Store at 4C short term. Aliquot and store at -20C long term. Avoid freeze-thaw cycles.
Clonality	Polyclonal
Preservative	0.02% Sodium Azide
Isotype	IgG
Purity	Affinity purified
Buffer	PBS (pH 7.2) and 40% Glycerol

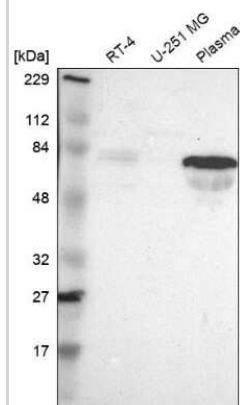
Product Description	
Description	Novus Biologicals Rabbit FAM117B Antibody - BSA Free (NBP1-90861) is a polyclonal antibody validated for use in IHC and WB. Anti-FAM117B Antibody: Cited in 2 publications. All Novus Biologicals antibodies are covered by our 100% guarantee.
Host	Rabbit
Gene ID	150864
Gene Symbol	FAM117B
Species	Human
Immunogen	This antibody was developed against Recombinant Protein corresponding to amino acids: ECSPKQLHEIPAFYCPDKNKVNFIKSGSAFCLVSILKPLLPTDLTLKGSGHSL TVTTGMTTLLQPIAVASLSTNTEQDRVSRGTSTVMPSASLLPPPEPIEEAE

Product Application Details	
Applications	Western Blot, Immunohistochemistry-Paraffin, Immunohistochemistry
Recommended Dilutions	Western Blot 0.04-0.4 ug/ml, Immunohistochemistry 1:50 - 1:200, Immunohistochemistry-Paraffin 1:50 - 1:200
Application Notes	For IHC-Paraffin, HIER pH 6 retrieval is recommended. Immunocytochemistry/Immunofluorescence Fixation Permeabilization: Use PFA/Triton X-100.

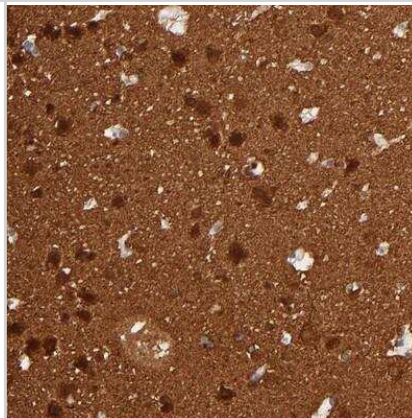


Images

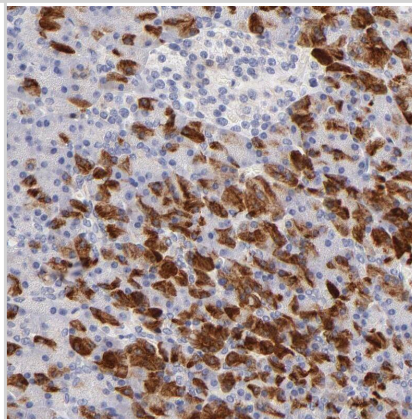
Western Blot: FAM117B Antibody [NBP1-90861] - Analysis in human cell line RT-4, human cell line U-251 MG and human plasma.



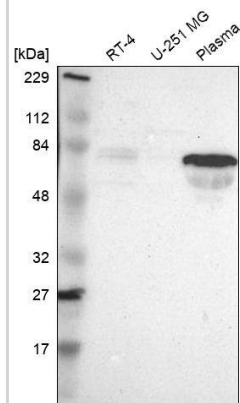
Immunohistochemistry-Paraffin: FAM117B Antibody [NBP1-90861] - Staining of human cerebral cortex shows strong nuclear and cytoplasmic positivity in neuronal cells.



Staining of human pancreas shows distinct cytoplasmic positivity in exocrine glandular cells.



Analysis in human cell line RT-4, human cell line U-251 MG and human plasma.



Publications

Mulder J, Bjorling E, Jonasson K et al. Tissue Profiling of the Mammalian Central Nervous System Using Human Antibody-based Proteomics. *Mol Cell Proteomics* 2009-07-01 [PMID: 19351664]

Asplund A, Gry Bjorklund M, Sundquist C et al. Expression profiling of microdissected cell populations selected from basal cells in normal epidermis and basal cell carcinoma. *Br J Dermatol* 2008-03-01 [PMID: 18241271]





Novus Biologicals USA

10730 E. Briarwood Avenue
Centennial, CO 80112
USA
Phone: 303.730.1950
Toll Free: 1.888.506.6887
Fax: 303.730.1966
nb-customerservice@bio-techne.com

Bio-Techne Canada

21 Canmotor Ave
Toronto, ON M8Z 4E6
Canada
Phone: 905.827.6400
Toll Free: 855.668.8722
Fax: 905.827.6402
canada.inquires@bio-techne.com

Bio-Techne Ltd

19 Barton Lane
Abingdon Science Park
Abingdon, OX14 3NB, United Kingdom
Phone: (44) (0) 1235 529449
Free Phone: 0800 37 34 15
Fax: (44) (0) 1235 533420
info.EMEA@bio-techne.com

General Contact Information

www.novusbio.com
Technical Support: nb-technical@bio-techne.com
Orders: nb-customerservice@bio-techne.com
General: novus@novusbio.com

Products Related to NBP1-90861

NBP1-90861PEP	FAM117B Recombinant Protein Antigen
NBP2-33376H	Blue Marker Antibody (6F4-F6) [HRP]
HAF008	Goat anti-Rabbit IgG Secondary Antibody [HRP]
NB7160	Goat anti-Rabbit IgG (H+L) Secondary Antibody [HRP]
NBP2-24891	Rabbit IgG Isotype Control

Limitations

This product is for research use only and is not approved for use in humans or in clinical diagnosis. Primary Antibodies are guaranteed for 1 year from date of receipt.

For more information on our 100% guarantee, please visit www.novusbio.com/guarantee

Earn gift cards/discounts by submitting a review: www.novusbio.com/reviews/submit/NBP1-90861

Earn gift cards/discounts by submitting a publication using this product:
www.novusbio.com/publications

