

Product Datasheet

FAM181A Antibody - BSA Free NBP1-90730

Unit Size: 0.1 ml

Store at 4C short term. Aliquot and store at -20C long term. Avoid freeze-thaw cycles.

www.novusbio.com



technical@novusbio.com

Publications: 2


Protocols, Publications, Related Products, Reviews, Research Tools and Images at:
www.novusbio.com/NBP1-90730

Updated 12/2/2025 v.20.1

Earn rewards for product
reviews and publications.

Submit a publication at www.novusbio.com/publications

Submit a review at www.novusbio.com/reviews/destination/NBP1-90730



NBP1-90730

FAM181A Antibody - BSA Free

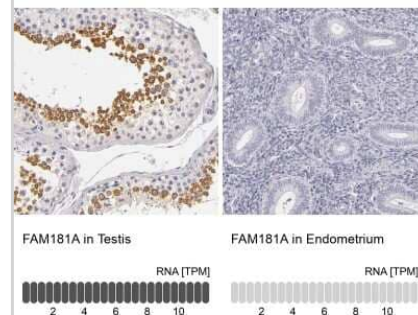
Product Information	
Unit Size	0.1 ml
Concentration	Concentrations vary lot to lot. See vial label for concentration. If unlisted please contact technical services.
Storage	Store at 4C short term. Aliquot and store at -20C long term. Avoid freeze-thaw cycles.
Clonality	Polyclonal
Preservative	0.02% Sodium Azide
Isotype	IgG
Purity	Affinity purified
Buffer	PBS (pH 7.2) and 40% Glycerol

Product Description	
Description	Novus Biologicals Rabbit FAM181A Antibody - BSA Free (NBP1-90730) is a polyclonal antibody validated for use in IHC and WB. Anti-FAM181A Antibody: Cited in 2 publications. All Novus Biologicals antibodies are covered by our 100% guarantee.
Host	Rabbit
Gene ID	90050
Gene Symbol	FAM181A
Species	Human
Immunogen	This antibody was developed against Recombinant Protein corresponding to amino acids: NCKGLEPLGPETTLVSMSPRALAEKEPLKMPGVSLVGRVNAWSCCPFQYHGQ PIYPGPLGALPQSPVPSLGLWRKSPAFPGELAHLCCKDVGDLGQKVCPRPVVLPK IPTKPAVPPPIFNVFG


Product Application Details	
Applications	Western Blot, Immunohistochemistry-Paraffin, Immunohistochemistry
Recommended Dilutions	Western Blot 0.04 - 0.4 ug/ml, Immunohistochemistry 1:200 - 1:500, Immunohistochemistry-Paraffin 1:200 - 1:500
Application Notes	For IHC-Paraffin, HIER pH 6 retrieval is recommended.

Images

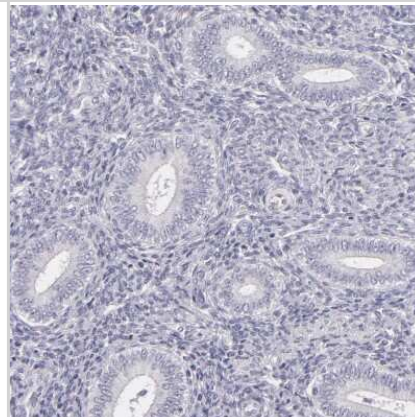
Immunohistochemistry-Paraffin: FAM181A Antibody [NBP1-90730] - Analysis in human testis and endometrium tissues. Corresponding FAM181A RNA-seq data are presented for the same tissues.



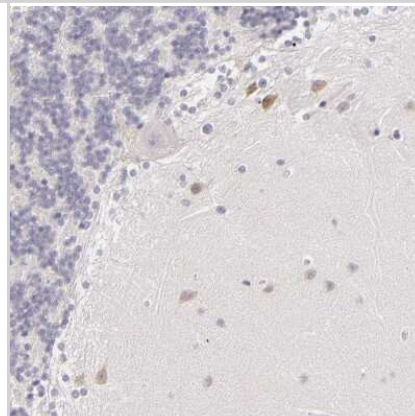
Western Blot: FAM181A Antibody [NBP1-90730] - Analysis in human testis tissue.



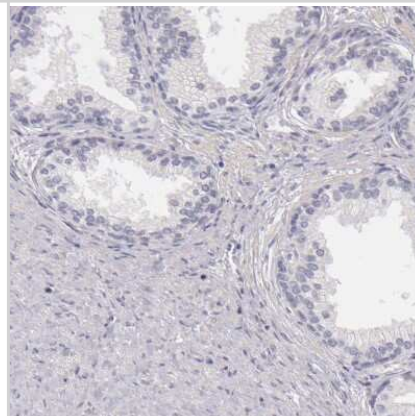
Immunohistochemistry-Paraffin: FAM181A Antibody [NBP1-90730] - Staining of human endometrium shows no positivity in glandular cells as expected.



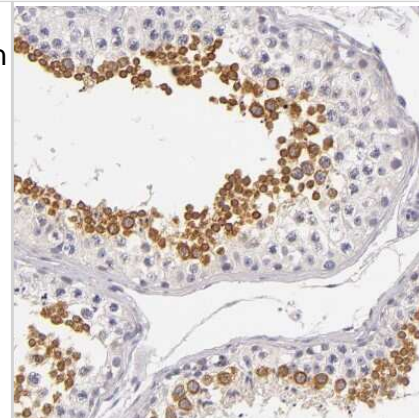
Immunohistochemistry-Paraffin: FAM181A Antibody [NBP1-90730] - Staining of human cerebellum shows weak cytoplasmic positivity in neurons.



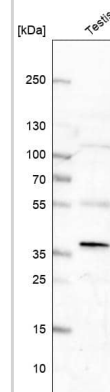
Immunohistochemistry-Paraffin: FAM181A Antibody [NBP1-90730] - Staining of human prostate shows no positivity in glandular cells as expected.



Immunohistochemistry-Paraffin: FAM181A Antibody [NBP1-90730] - Staining of human testis shows moderate cytoplasmic positivity in cells in seminiferous ducts.



Analysis in human testis tissue.



Publications

Shah W, Khan R, Shah B Et Al. Knockout of the family with sequence similarity 181, member A (Fam181a) gene does not impair spermatogenesis or male fertility in the mouse *Reproduction, fertility, and development* 2021-07-13 [PMID: 34253288]

Stadler C, Hjelmare M, Neumann B et al. Systematic validation of antibody binding and protein subcellular localization using siRNA and confocal microscopy. *J Proteomics* 2012-04-03 [PMID: 22361696]



Novus Biologicals USA

10730 E. Briarwood Avenue
Centennial, CO 80112
USA
Phone: 303.730.1950
Toll Free: 1.888.506.6887
Fax: 303.730.1966
nb-customerservice@bio-techne.com

Bio-Techne Canada

21 Canmotor Ave
Toronto, ON M8Z 4E6
Canada
Phone: 905.827.6400
Toll Free: 855.668.8722
Fax: 905.827.6402
canada.inquires@bio-techne.com

Bio-Techne Ltd

19 Barton Lane
Abingdon Science Park
Abingdon, OX14 3NB, United Kingdom
Phone: (44) (0) 1235 529449
Free Phone: 0800 37 34 15
Fax: (44) (0) 1235 533420
info.EMEA@bio-techne.com

General Contact Information

www.novusbio.com
Technical Support: nb-technical@bio-techne.com
Orders: nb-customerservice@bio-techne.com
General: novus@novusbio.com

Products Related to NBP1-90730

NBP1-90730PEP	FAM181A Recombinant Protein Antigen
NBP2-33376H	Blue Marker Antibody (6F4-F6) [HRP]
HAF008	Goat anti-Rabbit IgG Secondary Antibody [HRP]
NB7160	Goat anti-Rabbit IgG (H+L) Secondary Antibody [HRP]
NBP2-24891	Rabbit IgG Isotype Control

Limitations

This product is for research use only and is not approved for use in humans or in clinical diagnosis. Primary Antibodies are guaranteed for 1 year from date of receipt.

For more information on our 100% guarantee, please visit www.novusbio.com/guarantee

Earn gift cards/discounts by submitting a review: www.novusbio.com/reviews/submit/NBP1-90730

Earn gift cards/discounts by submitting a publication using this product:
www.novusbio.com/publications

