

Product Datasheet

Acetyl CoA synthetase Antibody - BSA Free NBP1-90276

Unit Size: 0.1 ml

Store at 4C short term. Aliquot and store at -20C long term. Avoid freeze-thaw cycles.

www.novusbio.com



technical@novusbio.com

Publications: 2

Protocols, Publications, Related Products, Reviews, Research Tools and Images at:
www.novusbio.com/NBP1-90276

Updated 2/21/2025 v.20.1

Earn rewards for product
reviews and publications.

Submit a publication at www.novusbio.com/publications

Submit a review at www.novusbio.com/reviews/destination/NBP1-90276



NBP1-90276

Acetyl CoA synthetase Antibody - BSA Free

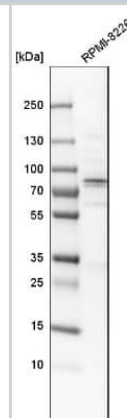
Product Information	
Unit Size	0.1 ml
Concentration	Concentrations vary lot to lot. See vial label for concentration. If unlisted please contact technical services.
Storage	Store at 4C short term. Aliquot and store at -20C long term. Avoid freeze-thaw cycles.
Clonality	Polyclonal
Preservative	0.02% Sodium Azide
Isotype	IgG
Purity	Immunogen affinity purified
Buffer	PBS (pH 7.2) and 40% Glycerol
Target Molecular Weight	79 kDa

Product Description	
Host	Rabbit
Gene ID	55902
Gene Symbol	ACSS2
Species	Human, Mouse
Reactivity Notes	Reactivity reported in scientific literature (PMID: 20232292), Mouse reactivity reported in the literature (PMID: 25584894)
Immunogen	This antibody was developed against Recombinant Protein corresponding to amino acids: PGETTQITYHQLLVQVCQFSNVLRKQGIQKGDRVAIYMPMIPELVVAMLACARI GALHSIVFAGFSSESLCERILDSSCSLLITDDAFYRGEKLVNLKELADEALQKQC EKGFPVRCCIVVKHLGRAELGMGDSTSQSPPIKRSCP DVQ

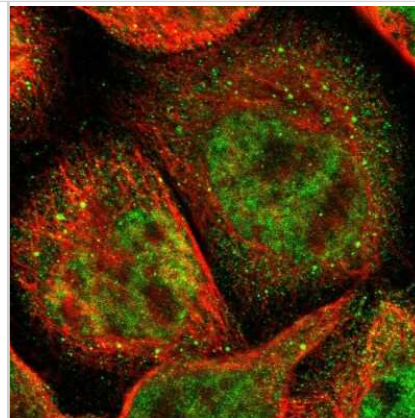
Product Application Details	
Applications	Western Blot, Immunocytochemistry/ Immunofluorescence, Immunohistochemistry, Immunohistochemistry-Paraffin
Recommended Dilutions	Western Blot 0.04-0.4 ug/ml, Immunohistochemistry 1:20 - 1:50, Immunocytochemistry/ Immunofluorescence 0.25-2 ug/ml, Immunohistochemistry-Paraffin 1:20 - 1:50
Application Notes	For IHC-Paraffin, HIER pH 6 retrieval is recommended. ICC/IF Fixation Permeabilization: Use PFA/Triton X-100.

Images

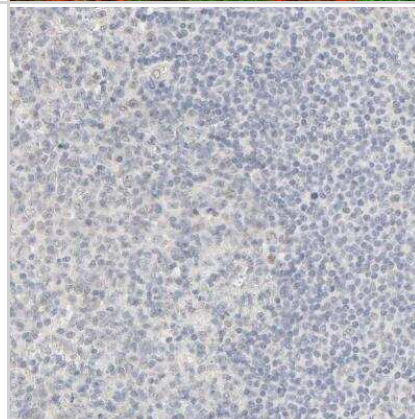
Western Blot: Acetyl CoA synthetase Antibody [NBP1-90276] - Analysis in human cell line RPMI-8226.



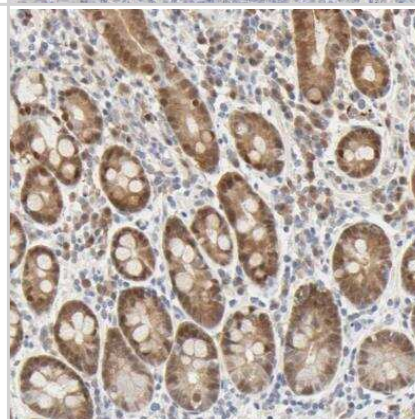
Immunocytochemistry/Immunofluorescence: Acetyl CoA synthetase Antibody [NBP1-90276] - Staining of human cell line A-431 shows localization to nucleoplasm, cytosol & vesicles. Antibody staining is shown in green.



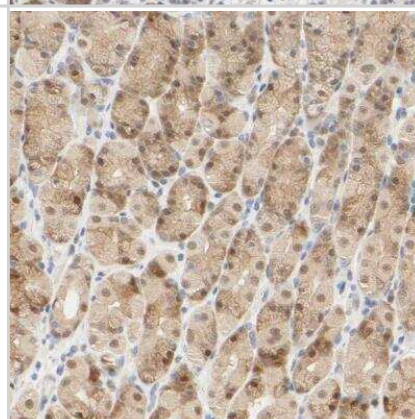
Immunohistochemistry-Paraffin: Acetyl CoA synthetase Antibody [NBP1-90276] - Staining of human tonsil shows no positivity in lymphocytes as expected.



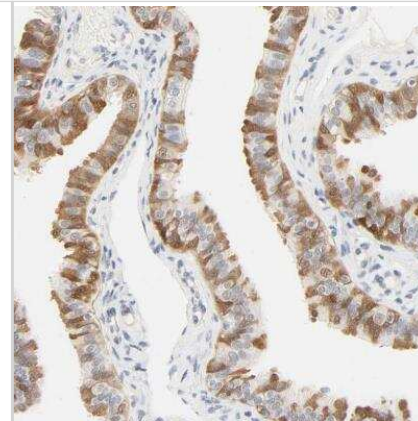
Immunohistochemistry-Paraffin: Acetyl CoA synthetase Antibody [NBP1-90276] - Staining of human duodenum shows moderate cytoplasmic and nuclear positivity in glandular cells.



Immunohistochemistry-Paraffin: Acetyl CoA synthetase Antibody [NBP1-90276] - Staining of human stomach shows weak cytoplasmic positivity in glandular cells.



Immunohistochemistry-Paraffin: Acetyl CoA synthetase Antibody [NBP1-90276] - Staining of human Fallopian tube shows moderate cytoplasmic positivity in glandular cells.



Publications

Schug ZT, Peck B, Jones DT et al. Acetyl-CoA Synthetase 2 Promotes Acetate Utilization and Maintains Cancer Cell Growth under Metabolic Stress. *Cancer Cell* 2015-01-12 [PMID: 25584894] (IF/IHC, Mouse)

Kendrick SF, O'Boyle G, Mann J et al. Acetate, the key modulator of inflammatory responses in acute alcoholic hepatitis. *Hepatology* 2010-06-01 [PMID: 20232292]



Novus Biologicals USA

10730 E. Briarwood Avenue
Centennial, CO 80112
USA
Phone: 303.730.1950
Toll Free: 1.888.506.6887
Fax: 303.730.1966
nb-customerservice@bio-techne.com

Bio-Techne Canada

21 Canmotor Ave
Toronto, ON M8Z 4E6
Canada
Phone: 905.827.6400
Toll Free: 855.668.8722
Fax: 905.827.6402
canada.inquires@bio-techne.com

Bio-Techne Ltd

19 Barton Lane
Abingdon Science Park
Abingdon, OX14 3NB, United Kingdom
Phone: (44) (0) 1235 529449
Free Phone: 0800 37 34 15
Fax: (44) (0) 1235 533420
info.EMEA@bio-techne.com

General Contact Information

www.novusbio.com
Technical Support: nb-technical@bio-techne.com
Orders: nb-customerservice@bio-techne.com
General: novus@novusbio.com

Products Related to NBP1-90276

NBP1-90276PEP	Acetyl CoA synthetase Recombinant Protein Antigen
HAF008	Goat anti-Rabbit IgG Secondary Antibody [HRP]
NB7160	Goat anti-Rabbit IgG (H+L) Secondary Antibody [HRP]
NBP2-24891	Rabbit IgG Isotype Control

Limitations

This product is for research use only and is not approved for use in humans or in clinical diagnosis. Primary Antibodies are guaranteed for 1 year from date of receipt.

For more information on our 100% guarantee, please visit www.novusbio.com/guarantee

Earn gift cards/discounts by submitting a review: www.novusbio.com/reviews/submit/NBP1-90276

Earn gift cards/discounts by submitting a publication using this product:
www.novusbio.com/publications

