

Product Datasheet

ATP Citrate Lyase Antibody - BSA Free NBP1-90269

Unit Size: 0.1 ml

Store at 4C short term. Aliquot and store at -20C long term. Avoid freeze-thaw cycles.

www.novusbio.com



technical@novusbio.com

Protocols, Publications, Related Products, Reviews, Research Tools and Images at:
www.novusbio.com/NBP1-90269

Updated 2/21/2025 v.20.1

Earn rewards for product
reviews and publications.

Submit a publication at www.novusbio.com/publications

Submit a review at www.novusbio.com/reviews/destination/NBP1-90269



NBP1-90269

ATP Citrate Lyase Antibody - BSA Free

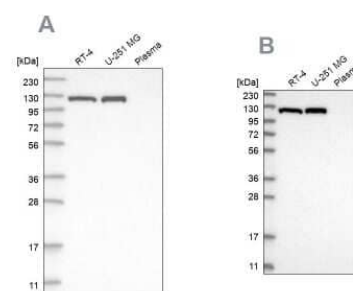
| Product Information | |
|---------------------|--|
| Unit Size | 0.1 ml |
| Concentration | Concentrations vary lot to lot. See vial label for concentration. If unlisted please contact technical services. |
| Storage | Store at 4C short term. Aliquot and store at -20C long term. Avoid freeze-thaw cycles. |
| Clonality | Polyclonal |
| Preservative | 0.02% Sodium Azide |
| Isotype | IgG |
| Purity | Immunogen affinity purified |
| Buffer | PBS (pH 7.2) and 40% Glycerol |

| Product Description | |
|---------------------|---|
| Host | Rabbit |
| Gene ID | 47 |
| Gene Symbol | ACLY |
| Species | Human, Mouse, Rat |
| Immunogen | This antibody was developed against Recombinant Protein corresponding to amino acids: TTSAIQNRFKYARVTPDWDWARLLQDHPWLLSQNLVVKPDQLIKRRGKLGLVG VNLTLDGVKSWLKPRLGQEATVGKATGFLKNFLIEPF |

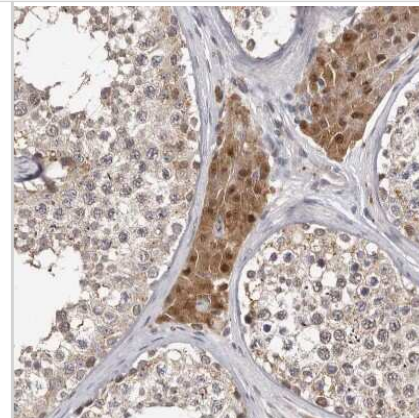
| Product Application Details | |
|-----------------------------|---|
| Applications | Western Blot, Immunohistochemistry, Immunohistochemistry-Paraffin, Knockdown Validated |
| Recommended Dilutions | Western Blot 0.04-0.4 ug/ml, Immunohistochemistry 1:20 - 1:50, Immunohistochemistry-Paraffin 1:20 - 1:50, Knockdown Validated |
| Application Notes | For IHC-Paraffin, HIER pH 6 retrieval is recommended. |

Images

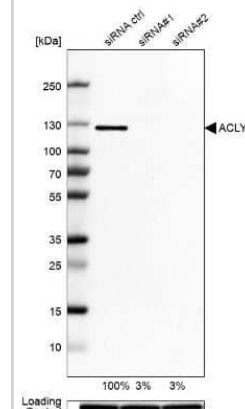
Western Blot: ATP Citrate Lyase Antibody [NBP1-90269] - Analysis using Anti-ACLY antibody NBP1-90269 (A) shows similar pattern to independent antibody NBP1-90268 (B).



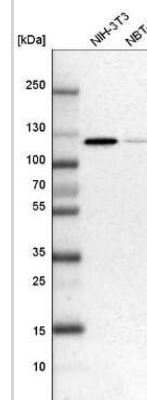
Immunohistochemistry-Paraffin: ATP Citrate Lyase Antibody [NBP1-90269] - Staining of human testis shows moderate cytoplasmic positivity in Leydig cells.



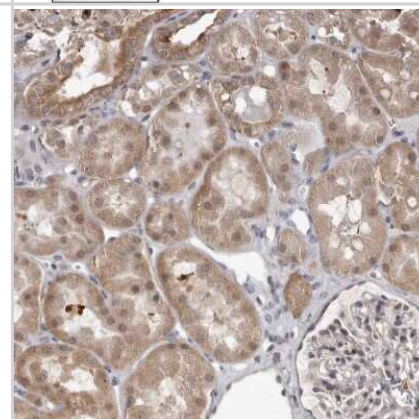
Western Blot: ATP Citrate Lyase Antibody [NBP1-90269] - Analysis in A-549 cells transfected with control siRNA, target specific siRNA probe #1 and #2, using Anti-ACLY antibody. Remaining relative intensity is presented. Loading control: Anti-GAPDH.



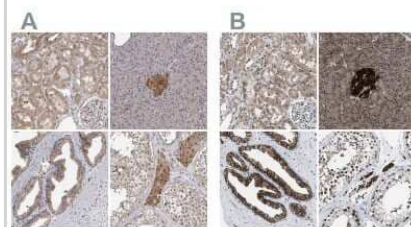
Western Blot: ATP Citrate Lyase Antibody [NBP1-90269] - Analysis in mouse cell line NIH-3T3 and rat cell line NBT-II.



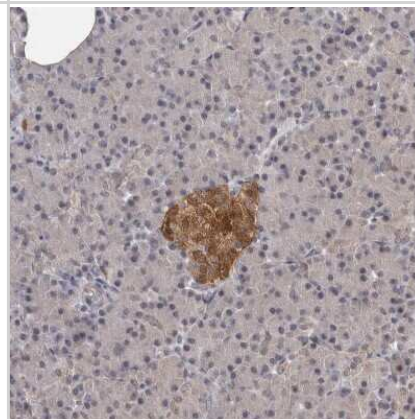
Immunohistochemistry-Paraffin: ATP Citrate Lyase Antibody [NBP1-90269] - Staining of human kidney shows moderate cytoplasmic positivity in cells in tubules.



Immunohistochemistry-Paraffin: ATP Citrate Lyase Antibody [NBP1-90269] - Staining of human kidney, pancreas, prostate and testis using Anti-ACLY antibody NBP1-90269 (A) shows similar protein distribution across tissues to independent antibody NBP1-90268 (B).



Immunohistochemistry-Paraffin: ATP Citrate Lyase Antibody [NBP1-90269] - Staining of human pancreas shows moderate cytoplasmic positivity in islets of Langerhans.



Immunohistochemistry-Paraffin: ATP Citrate Lyase Antibody [NBP1-90269] - Staining of human prostate shows weak cytoplasmic positivity in glandular cells.





Novus Biologicals USA

10730 E. Briarwood Avenue
Centennial, CO 80112
USA
Phone: 303.730.1950
Toll Free: 1.888.506.6887
Fax: 303.730.1966
nb-customerservice@bio-techne.com

Bio-Techne Canada

21 Canmotor Ave
Toronto, ON M8Z 4E6
Canada
Phone: 905.827.6400
Toll Free: 855.668.8722
Fax: 905.827.6402
canada.inquires@bio-techne.com

Bio-Techne Ltd

19 Barton Lane
Abingdon Science Park
Abingdon, OX14 3NB, United Kingdom
Phone: (44) (0) 1235 529449
Free Phone: 0800 37 34 15
Fax: (44) (0) 1235 533420
info.EMEA@bio-techne.com

General Contact Information

www.novusbio.com
Technical Support: nb-technical@bio-techne.com
Orders: nb-customerservice@bio-techne.com
General: novus@novusbio.com

Products Related to NBP1-90269

| | |
|---------------|---|
| NBP1-90269PEP | ATP Citrate Lyase Recombinant Protein Antigen |
| HAF008 | Goat anti-Rabbit IgG Secondary Antibody [HRP] |
| NB7160 | Goat anti-Rabbit IgG (H+L) Secondary Antibody [HRP] |
| NBP2-24891 | Rabbit IgG Isotype Control |

Limitations

This product is for research use only and is not approved for use in humans or in clinical diagnosis. Primary Antibodies are guaranteed for 1 year from date of receipt.

For more information on our 100% guarantee, please visit www.novusbio.com/guarantee

Earn gift cards/discounts by submitting a review: www.novusbio.com/reviews/submit/NBP1-90269

Earn gift cards/discounts by submitting a publication using this product:
www.novusbio.com/publications

