

Product Datasheet

Clusterin/APOJ Antibody - BSA Free NBP1-90128

Unit Size: 0.1 ml

Store at 4C short term. Aliquot and store at -20C long term. Avoid freeze-thaw cycles.

www.novusbio.com



technical@novusbio.com

Publications: 3

Protocols, Publications, Related Products, Reviews, Research Tools and Images at:
www.novusbio.com/NBP1-90128

Updated 2/21/2025 v.20.1

Earn rewards for product
reviews and publications.

Submit a publication at www.novusbio.com/publications

Submit a review at www.novusbio.com/reviews/destination/NBP1-90128



NBP1-90128

Clusterin/APOJ Antibody - BSA Free

Product Information	
Unit Size	0.1 ml
Concentration	Concentrations vary lot to lot. See vial label for concentration. If unlisted please contact technical services.
Storage	Store at 4C short term. Aliquot and store at -20C long term. Avoid freeze-thaw cycles.
Clonality	Polyclonal
Preservative	0.02% Sodium Azide
Isotype	IgG
Purity	Immunogen affinity purified
Buffer	PBS (pH 7.2) and 40% Glycerol

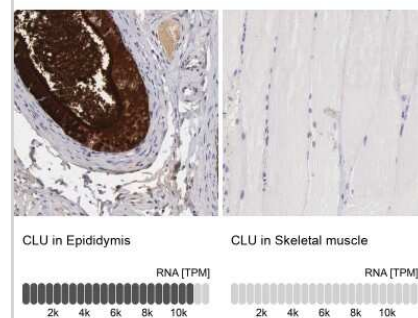
Product Description	
Host	Rabbit
Gene ID	1191
Gene Symbol	CLU
Species	Human
Reactivity Notes	Reactivity reported in scientific literature (PMID:16524965).
Immunogen	This antibody was developed against Recombinant Protein corresponding to amino acids: SSIIDELFQDRFFFTREPQDITYHYLPFSLPHRRPHFFFPKSRIVRSLMPFSPYEPL NFHAMFQPFLEMIHEAQQAMDIIHFHSPAFQHPPTFEFIREGDDDRTVCREIRHN S

Product Application Details	
Applications	Immunohistochemistry, Immunohistochemistry-Paraffin
Recommended Dilutions	Immunohistochemistry 1:200 - 1:500, Immunohistochemistry-Paraffin 1:200 - 1:500
Application Notes	For IHC-Paraffin, HIER pH 6 retrieval is recommended.

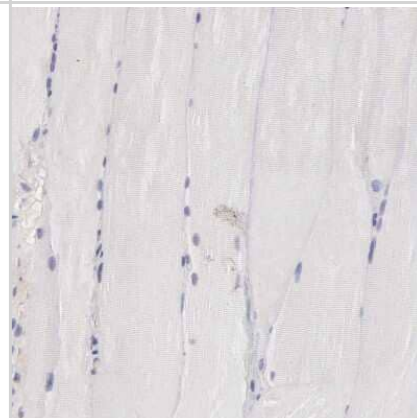


Images

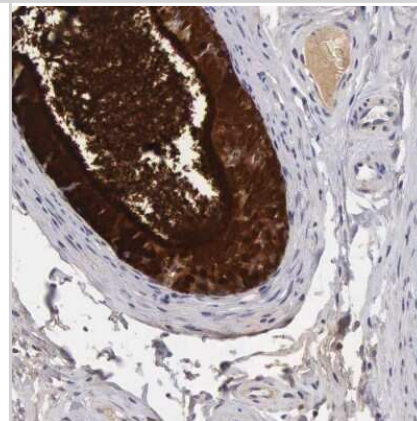
Immunohistochemistry-Paraffin: Clusterin/APOJ Antibody [NBP1-90128]
 - Staining in human epididymis and skeletal muscle tissues using anti-CLU antibody. Corresponding CLU RNA-seq data are presented for the same tissues.



Immunohistochemistry-Paraffin: Clusterin/APOJ Antibody [NBP1-90128]
 - Staining of human skeletal muscle shows low expression as expected.



Immunohistochemistry-Paraffin: Clusterin/APOJ Antibody [NBP1-90128]
 - Staining of human epididymis shows high expression.



Publications

Guantes R, Rastrojo A, Neves R et al. Global variability in gene expression and alternative splicing is modulated by mitochondrial content. *Genome Res* 2015-05-01 [PMID: 25800673]

Kato BS, Nicholson G, Neiman M et al. Variance decomposition of protein profiles from antibody arrays using a longitudinal twin model. *Proteome Sci* 2011-11-17 [PMID: 22093360]

Ek S, Andreasson U, Hober S et al. From gene expression analysis to tissue microarrays: a rational approach to identify therapeutic and diagnostic targets in lymphoid malignancies. *Mol Cell Proteomics* 2006-06-01 [PMID: 16524965]



Novus Biologicals USA

10730 E. Briarwood Avenue
Centennial, CO 80112
USA
Phone: 303.730.1950
Toll Free: 1.888.506.6887
Fax: 303.730.1966
nb-customerservice@bio-techne.com

Bio-Techne Canada

21 Canmotor Ave
Toronto, ON M8Z 4E6
Canada
Phone: 905.827.6400
Toll Free: 855.668.8722
Fax: 905.827.6402
canada.inquires@bio-techne.com

Bio-Techne Ltd

19 Barton Lane
Abingdon Science Park
Abingdon, OX14 3NB, United Kingdom
Phone: (44) (0) 1235 529449
Free Phone: 0800 37 34 15
Fax: (44) (0) 1235 533420
info.EMEA@bio-techne.com

General Contact Information

www.novusbio.com
Technical Support: nb-technical@bio-techne.com
Orders: nb-customerservice@bio-techne.com
General: novus@novusbio.com

Products Related to NBP1-90128

NBP1-90128PEP	Clusterin/APOJ Recombinant Protein Antigen
HAF008	Goat anti-Rabbit IgG Secondary Antibody [HRP]
NB7160	Goat anti-Rabbit IgG (H+L) Secondary Antibody [HRP]
NBP2-24891	Rabbit IgG Isotype Control

Limitations

This product is for research use only and is not approved for use in humans or in clinical diagnosis. Primary Antibodies are guaranteed for 1 year from date of receipt.

For more information on our 100% guarantee, please visit www.novusbio.com/guarantee

Earn gift cards/discounts by submitting a review: www.novusbio.com/reviews/submit/NBP1-90128

Earn gift cards/discounts by submitting a publication using this product:
www.novusbio.com/publications

